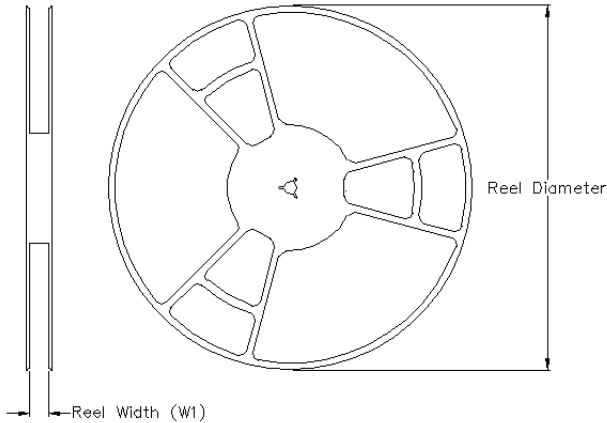
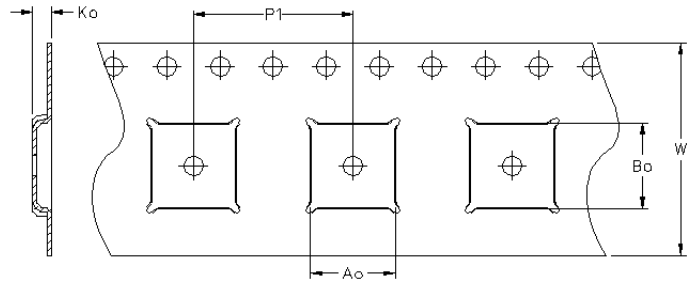


TAPE AND REEL INFORMATION

REEL DIMENSIONS

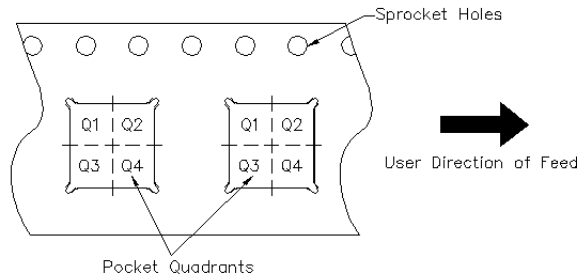


TAPE DIMENSIONS



CODE	DESCRIPTION
Ao	Dimension design to accommodate the component width
Bo	Dimension design to accommodate the component length
Ko	Dimension design to accommodate the component thickness
W	Overall width of the carrier tape
P1	Pitch between successive cavity centers

QUADRANT ASSIGNMENTS FOR PIN 1 ORIENTATION IN TAPE



Note : All dimension are in nominal

Package Type	Reel Diameter (inch)	QTY	Reel Width W 1 (mm)	Ao (mm)	Bo (mm)	Ko (mm)	P1 (mm)	W (mm)	Pin 1 Quadrant
2x2 PQFN	7	3000	8.4	2.25	2.25	1.0	4.0	8.0	Q1

Reference control document : 04-1227