

PRODUCT CHANGE NOTICE

1. TITLE 250V, R5, N-Ch, SEE Typical Curve change		2. DOCUMENT NUMBER FV5-C-20-0023
		3. DATE March 9, 2020

4. MANUFACTURER AND ADDRESS International Rectifier HiRel Products, Inc 205 Crawford Street Leominster, MA 01453	5. MANUFACTURER PART NUMBER See IR Part Number List Herein
	6. BASE PART NA
	7. NATIONAL STOCK NUMBER (NSN) NA

8. CAGE 69210	9. EFFECTIVE DATE March 9, 2020	10. GOVERNMENT NUMBER NA
-------------------------	---	------------------------------------


11. POINT OF CONTACT Manufacturer's Representative or Account Specialist (978) 534-5776	12. DRAWING NUMBER NA
	13. SPECIFICATION NUMBER MIL-PRF-19500 Slash Sheet 684 and 685

14. PRODUCT CHANGE

This GIDEP PCN is to announce a specification change with the typical SEE Safe Operating Area curve for the following International Rectifier Part No. Note that this change is related to test data specification only, and not due to a die physical change. The original SEE response curves for the 250V R5, N-Ch RH-MOSFET were characterized using the smaller size 3 die configuration. Recent SEE testing revealed that the larger size 6 die performance resulted in lower VDS responses than the size 3 die. The typical SEE Safe Operating Area curves for the size 3 die (devices) are not impacted. Parts were tested for SEE at Texas A&M Cyclotron. This PCN has been coordinated with DLA-VQE prior to its release and to update the MIL-PRF-19500 slash sheets.

IRHNA57264SE [2N7474U2], IRHMS57264SE [2N7477T1]

250V MOSFET, N-Channel, Size 6 die, TID Hardened.



Change Table 2. Typical Single Event Effect Safe Operating Area


From:

LET (MeV/(mg/cm ²))	Energy (MeV)	Range (µm)	VDS (V)				
			@ VGS = 0V	@ VGS = -5V	@ VGS = -10V	@ VGS = -15V	@ VGS = -20V
38 ± 5%	300 ± 7.5%	38 ± 7.5%	250	250	250	250	250
61 ± 5%	330 ± 7.5%	31 ± 10%	250	250	250	250	240
84 ± 5%	350 ± 7.5%	28 ± 7.5%	250	250	225	175	50

To:

LET (MeV/(mg/cm ²))	Energy (MeV)	Range (µm)	VDS (V)				
			@ VGS = 0V	@ VGS = -5V	@ VGS = -10V	@ VGS = -15V	@ VGS = -20V
38 ± 5%	300 ± 7.5%	38 ± 7.5%	175	175	175	175	175
61 ± 5%	330 ± 7.5%	31 ± 10%	175	175	175	175	175
84 ± 5%	350 ± 7.5%	28 ± 7.5%	175	175	175	175	50

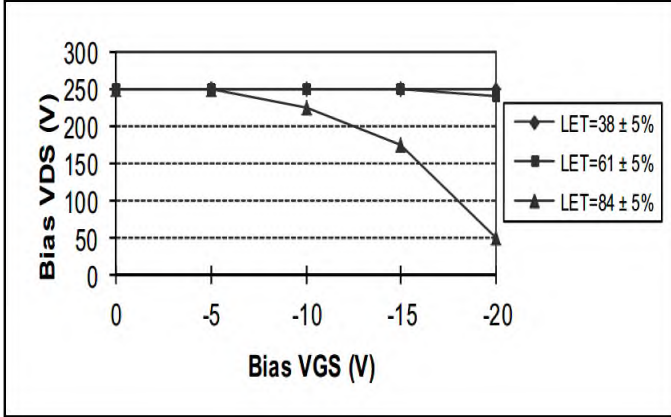
Reference: IR Datasheet PD-93816 and PD-95871 for additional part identifier information.

16. APPROVING GOVERNMENT ACTIVITY		
17. GIDEP REPRESENTATIVE Paul Hebert	18. SIGNATURE 	19. DATE March 9, 2020

14. PRODUCT CHANGE (cont.)

Fig a. Typical Single Event Effect, Safe Operating Area

From:



To:

