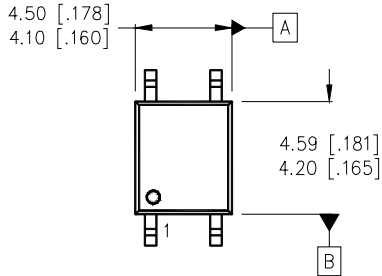
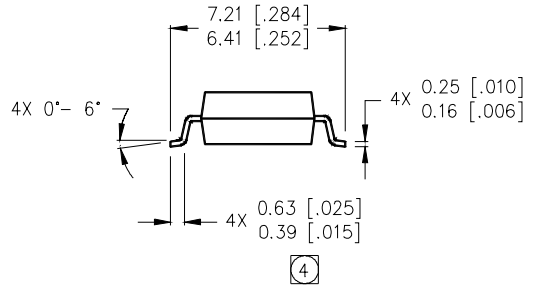
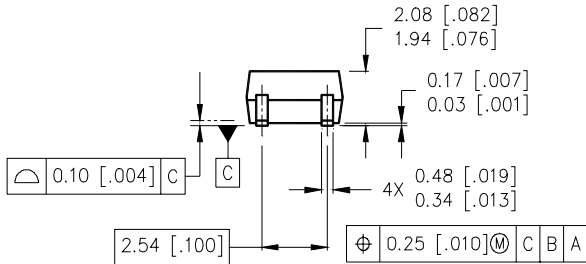


Case Outlines - 4 Lead SOP

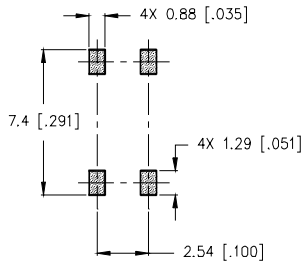


NOTES:

1. DIMENSIONING & TOLERANCING PER ASME Y14.5M-1994.
2. CONTROLLING DIMENSION: INCH.
3. DIMENSIONS ARE SHOWN IN MILLIMETERS [INCHES].
4. DIMENSION IS THE LENGTH OF LEAD FOR SOLDERING TO A SUBSTRATE.



MINIMUM RECOMMENDED FOOTPRINT



LEAD ASSIGNMENTS

