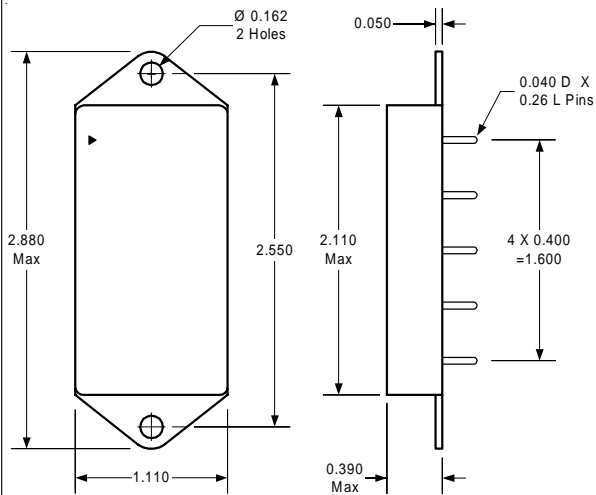
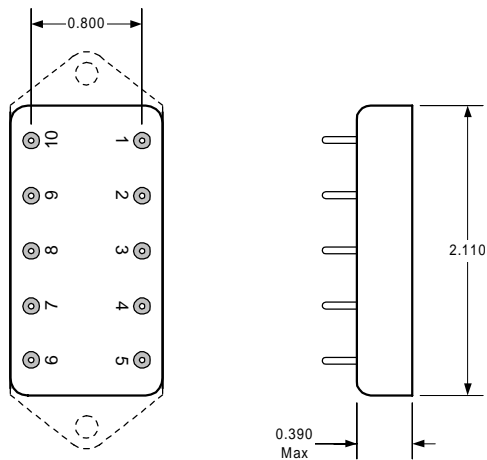


Flanged



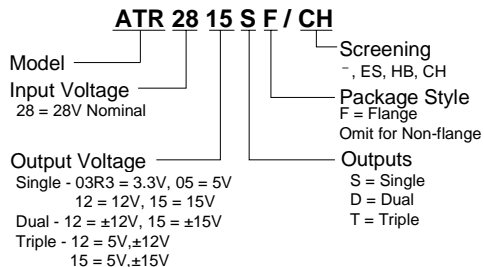
Non-Flanged



Pin Designation

Pin No.	Designation
1	Positive Input
2	Enable Input
3	Return Sense*
4	Output Return
5	Positive Output
6	Positive Sense*
7	N/C
8	Case Ground
9	Sync.
10	Input Common

Part Numbering



* If neither remote sense nor voltage trim is used, connect Pin 3 to 4 and 5 to 6 or output voltage will increase by 1.2V.