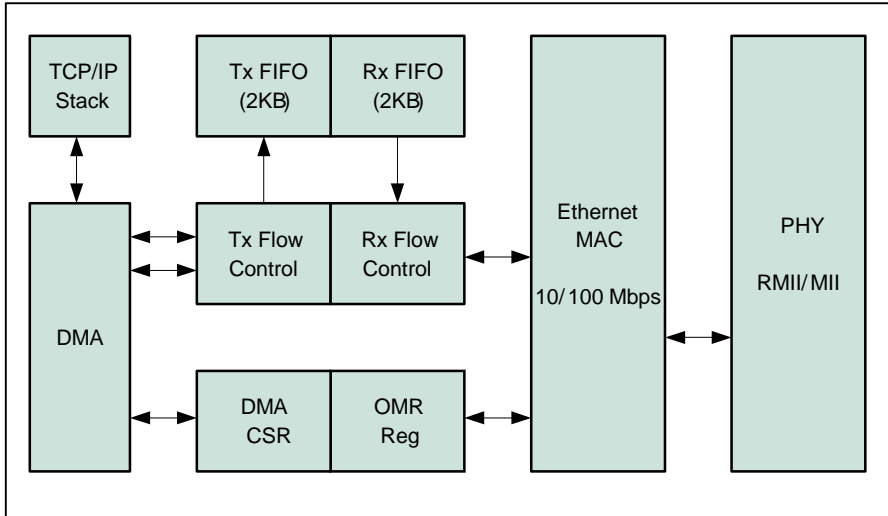


# ETH

## Ethernet MAC

AURIX™ TC2xx Microcontroller Training  
V1.0 2019-03





## Highlights

- > The Ethernet core supports 10/100 Mbit/s data transfer rates which is compliant with IEEE 802.3
- > Allows an external Fast Ethernet PHY interface with RMII/MII

## Key Features

Automatic CRC and pad generation

Flexible address filtering modes

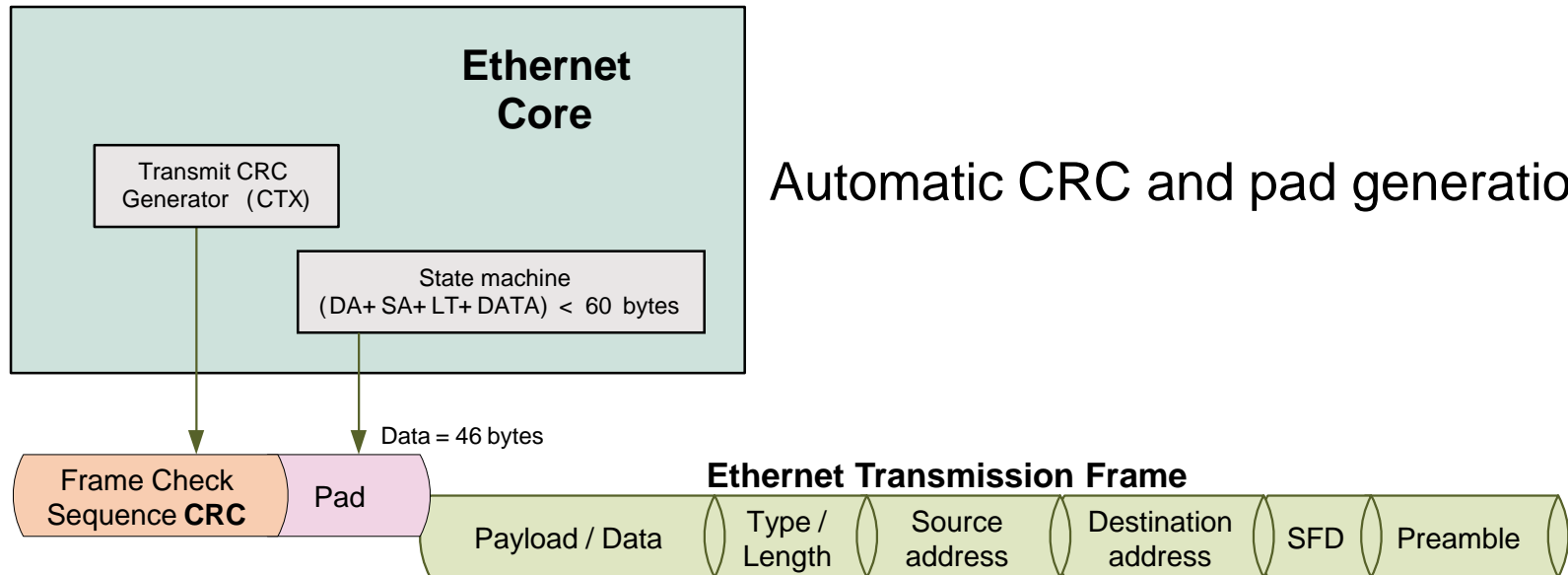
Support Ethernet frame time stamping

## Customer Benefits

- > User does not have to take care of CRC calculation and pad insertion
- > Auto checking of the destination and source address of receive frame
- > Better accuracy to synchronize clocks throughout a network

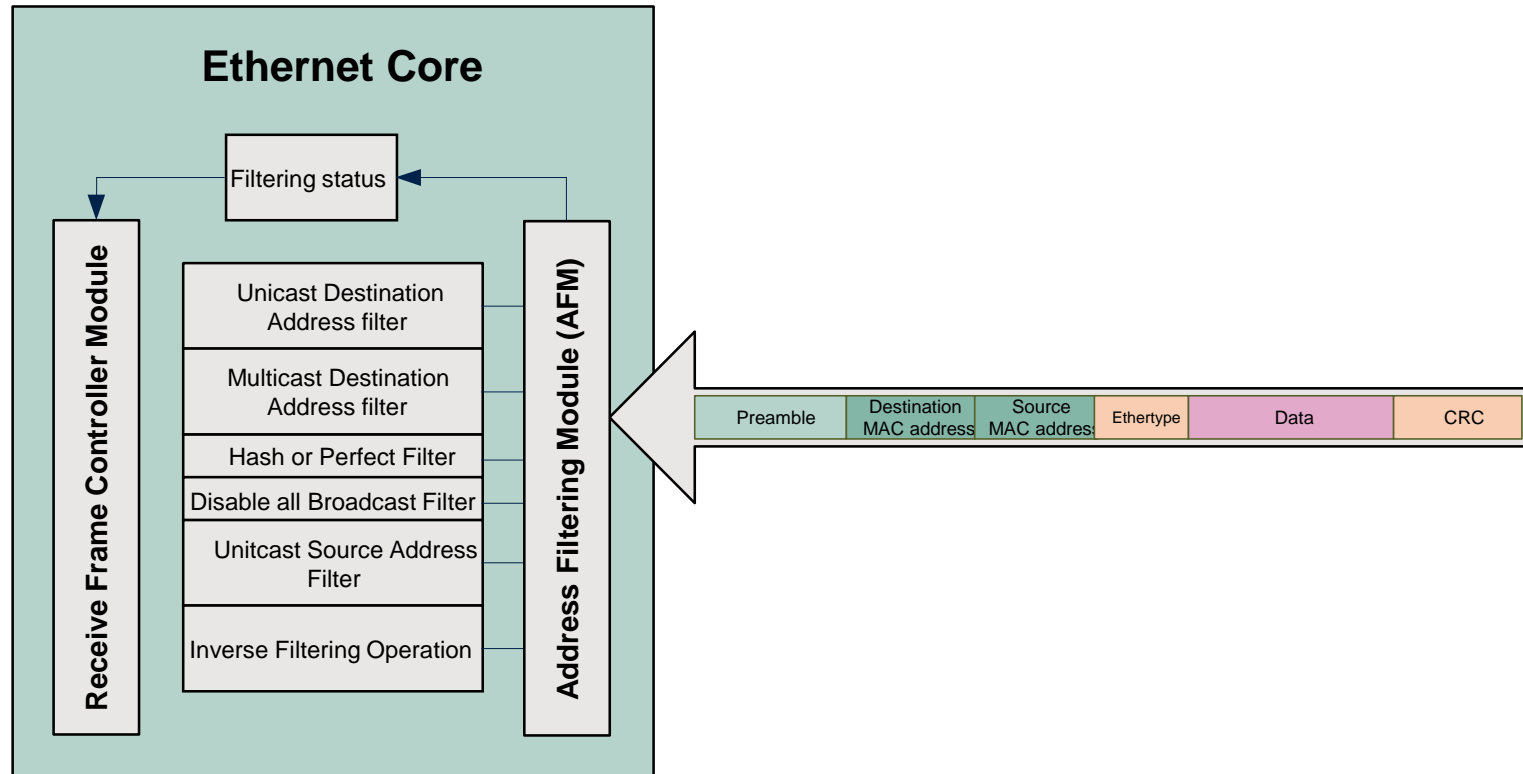
# Automatic CRC and pad generation

- › CRC and Pad generation for Transmission frame
  - When the number of bytes received falls **below 60 bytes**, the **state machine** automatically appends zeros to the Tx frame to make the **data length exactly 46 bytes**.
  - The **Transmit CRC Generator** module calculate the CRC for the Frame Check Sequence (FCS) field before transmission to the TPE module.



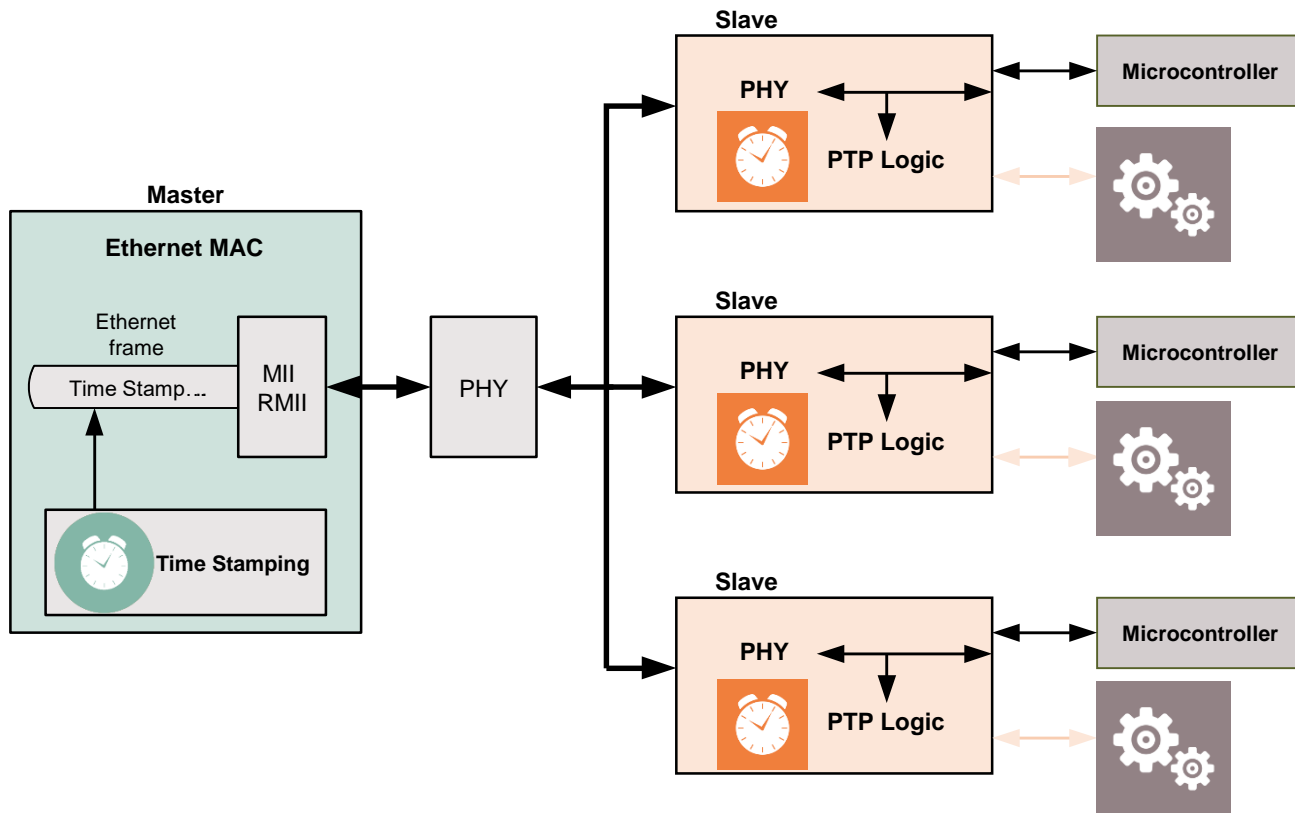
# Flexible address filtering modes

- › The Address Filtering (AFM) module performs the destination and source address checking function on all received frames and reports the address filtering status to the Receive Frame Controller module.
- › The Receive Frame Controller (RFC) module performs frame filtering based on the destination/source address.



# Ethernet frame time stamping

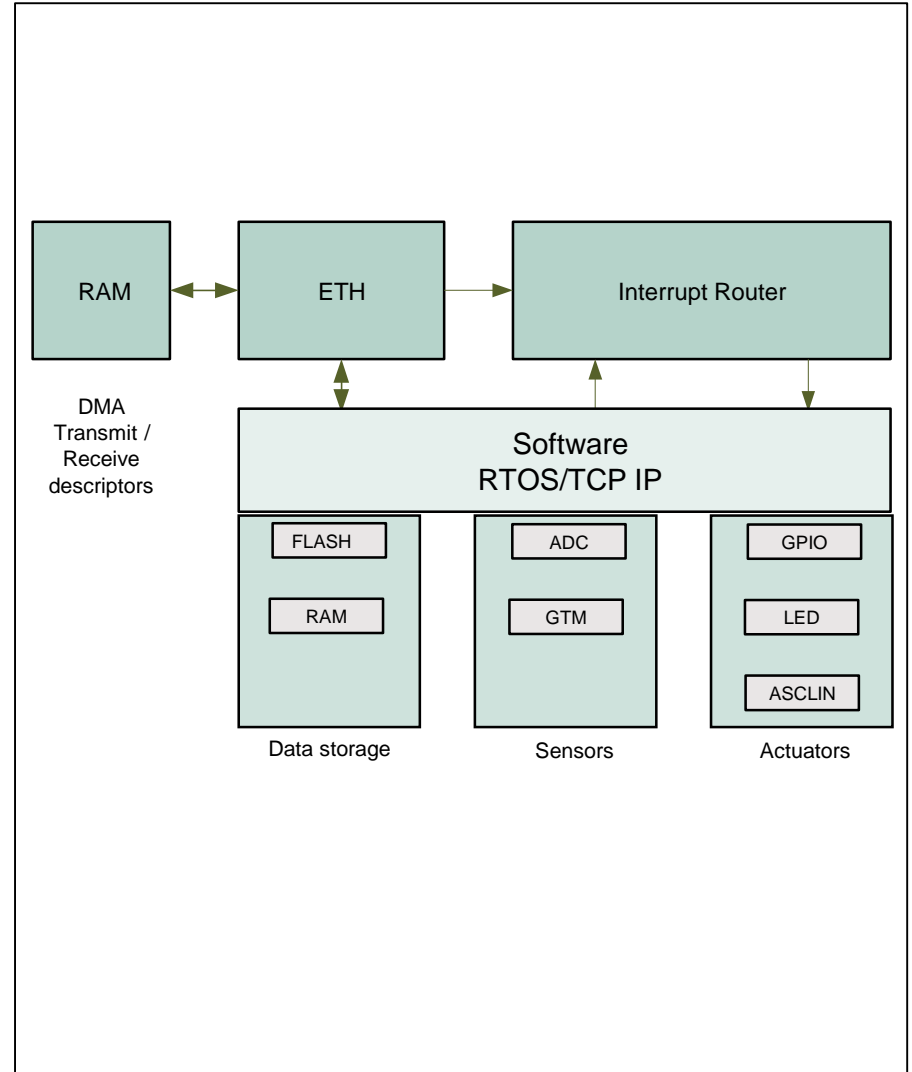
- › If IEEE 1588 time stamping is enabled for the transmit frame, this block takes a snapshot of the system time when the SFD is put onto the transmit MII bus.
- › The time stamping feature can be used in Precision Time Protocol to synchronize clock throughout a network of rotary encoder and control stepping motor at required timing.



# ETH

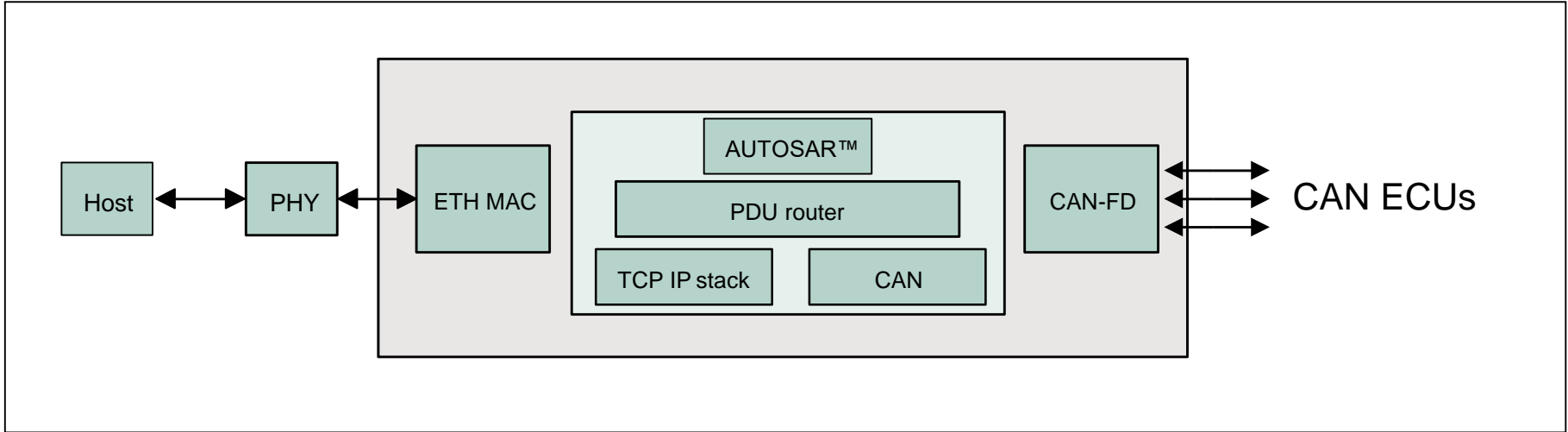
## System integration

The Ethernet MAC can make use of the internal Flash/RAM for data storage and handling. The internal RAM is used as well for DMA Transmit / Receive descriptors and Ethernet Frame storage. The Interrupt Router handles all request coming from the Ethernet, as example a received frame notification. Combined with the automotive AUTOSAR™ software new Applications can be developed. Faster ECU Firmware updates, Service oriented communication via SOME/IP or Service and diagnosis via DoIP are just some examples.



# Application example

## Firmware updates of multiple ECUs



### Overview

- > Firmware updates in cars can make use of Ethernet to exchange data much faster compared to other existing communication interfaces

### Advantages

- > The Ethernet MAC allows with the high speed data transfer to update multiple ECUs in parallel in a car
- > The faster update time saves money at line end programming and in field garage firmware updates

## Trademarks

All referenced product or service names and trademarks are the property of their respective owners.

## Edition 2019-03

### Published by

**Infineon Technologies AG**  
81726 Munich, Germany

© 2019 Infineon Technologies AG.  
All Rights Reserved.

**Do you have a question about this document?**

Email: [erratum@infineon.com](mailto:erratum@infineon.com)

### Document reference

**AURIX\_Training\_1\_Ethernet\_MAC**

## IMPORTANT NOTICE

The information given in this document shall in no event be regarded as a guarantee of conditions or characteristics (“Beschaffenheitsgarantie”).

With respect to any examples, hints or any typical values stated herein and/or any information regarding the application of the product, Infineon Technologies hereby disclaims any and all warranties and liabilities of any kind, including without limitation warranties of non-infringement of intellectual property rights of any third party.

In addition, any information given in this document is subject to customer’s compliance with its obligations stated in this document and any applicable legal requirements, norms and standards concerning customer’s products and any use of the product of Infineon Technologies in customer’s applications.

The data contained in this document is exclusively intended for technically trained staff. It is the responsibility of customer’s technical departments to evaluate the suitability of the product for the intended application and the completeness of the product information given in this document with respect to such application.

For further information on the product, technology, delivery terms and conditions and prices please contact your nearest Infineon Technologies office ([www.infineon.com](http://www.infineon.com)).

## WARNINGS

Due to technical requirements products may contain dangerous substances. For information on the types in question please contact your nearest Infineon Technologies office.

Except as otherwise explicitly approved by Infineon Technologies in a written document signed by authorized representatives of Infineon Technologies, Infineon Technologies’ products may not be used in any applications where a failure of the product or any consequences of the use thereof can reasonably be expected to result in personal injury.