



# For a sustainable and digital future

Updated Environmental Statement 2023  
Infineon Technologies Austria, Villach site

[www.infineon.com/austria](http://www.infineon.com/austria)





# Responsibility for today and tomorrow

Easier, safer and greener – this is the guideline that shapes Infineon’s energy-efficient products as well as its corporate actions.

For Infineon, sustainability means maintaining a balance between successful economic activities and caring for people and the environment – this shapes our corporate culture.

This updated Environmental Statement 2023 applies to the Villach site of Infineon Technologies Austria AG (IFAT). The reporting period covers the fiscal year 2022/23 – from 1 October 2022 to 30 September 2023.

# Contents

<b>Preface</b>	5	<b>Environmental Protection in Action</b>	52
<b>Projects and contributions that keep us moving</b>	6	Our Goal of CO <sub>2</sub> Neutrality	53
Topics that are important to us	7	IMPRES Goals	53
Our contribution to the environment and climate	10	Our environmental projects	54
Our contribution to our region and society	12	<b>Glossary</b>	58
Our contribution for employees	14	Explanation of Terms	58
<b>Infineon Technologies Austria</b>	16	Measurement Units	62
The guideline for sustainable growth	17	Declaration of validity	62
The Infineon site in Villach	18	Date of the Next Environmental Statement	62
Infineon at a glance	19	<b>We stand behind it</b>	64
		Contacts	63
<b>Our Environmental Management System</b>	22		
The IMPRES Policy	23		
Organization of the Environmental Management System	24		
Compliance with Statutory Environmental Provisions	24		
Emergency Precautions and Emergency Management	25		
<b>Environmental Aspects</b>	26		
Evaluation of Environmental Aspects	27		
Direct Environmental Aspects	30		
– Energy consumption	31		
– Air emissions	33		
– Chemicals and gases	36		
– Waste	37		
– Land use and biodiversity	41		
– Water consumption and waste water	43		
– Noise	45		
Indirect Environmental Aspects	46		



Since 1997, the Villach site of Infineon Technologies Austria AG has been audited and certified according to the EMAS Eco-Management and Audit Scheme, the world's most demanding environmental management system. By participating, we receive valuable feedback from an external organization to continuously improve our environmental management.



**The Board of Infineon Technologies Austria AG:**

**Sabine Herlitschka** (center), CEO and Technology Director

Area of responsibility: Research & Development, Human Resources, Communications

**Jörg Eisenschmied** (right), CFO since 1 November 2023

Area of responsibility: Finance, IT, Purchasing, Business Continuity and Compliance and financial business responsibility for the “Green Energy Control” area of the Green Industrial Power (GIP) division

**Thomas Reisinger** (left), Operations Director

Area of responsibility: Production, Technology, Quality Management, Infrastructure and Logistics

**Oliver Heinrich** (not in the picture): CFO until 31 October 2023, transferred to the Group headquarters in Munich on 1 November 2023, where he took over as Head of Finance of the Infineon Frontend Cluster

## Our mission:

We make life easier, safer and greener –  
with technology that achieves more,  
consumes less, and is accessible to everyone.

# Preface

When we talk about solar or wind energy, energy efficiency, green mobility or security in the Internet of Things, we are also talking about **semiconductors**, or microchips for short. Without them, almost nothing works. With them, you can do almost anything. Semiconductors are essential for decarbonization, digitalization and meeting the climate targets. They are key elements in shaping a sustainable world that offers as many people as possible the prospect of a future worth living.

As a leading semiconductor manufacturer, Infineon is aware of its responsibility. In addition to our technological leadership, we aim to be a pioneer in sustainability, combining economic success with environmental and social responsibility. To this end, Infineon Austria has clearly anchored the topic of sustainability in the target area “Sustainability at all levels” in its **Strategy 2030** “Our profitable growth path” and has intensified its efforts to advance decarbonization.

Through our **products, processes and actions**, we are actively shaping the environmental and digital transformation. Our power electronics solutions help customers, industries and entire economies drive digital innovation for climate and energy transformation and make products more energy and resource efficient. An example: In specific applications, Infineon **power semiconductors** can save around 10 million tons of CO<sub>2</sub> – that is 25 times the emissions caused by chip production at Infineon Austria. We want to continue to improve this balance and actively contribute to the Group’s goal of CO<sub>2</sub> neutrality by 2030.

In recent years, Infineon Austria’s **growth and site expansion** have also posed environmental challenges in terms of energy, land use and resource consumption. We are constantly implementing measures to “do more with less,” make processes more efficient and conserve resources. We are committed to continuous improvement and doing our part to protect the climate. External audits and assessments document our progress, but also show where we need – and want – to improve.

Our **employees make a valuable contribution** to all of these activities. With an open, social culture that values diversity and inclusion, supports work-life balance, and promotes health and sustainability, we can offer our employees and future specialists an environment where they can contribute to the green, digital transformation while working responsibly.

We create **added value for the people in the region and for the environment** and connect with regional stakeholders and partners such as Arge Naturschutz, AfB - Arbeit für Menschen mit Behinderung and Caritas Learning Cafés through our commitment to education, biodiversity and the circular economy.

In this **Environmental Statement**, we set out our environmental, social and governance policies as well as the actions we are taking to implement our sustainability strategy. Because for us, sustainability in practice also means future viability – that is what we are working on.



Sabine Herlitschka



Jörg Eisenschmid



Thomas Reisinger



## HIGHLIGHTS

# Projects and contributions that keep us moving

As the largest private employer in Carinthia and a leading digital company in Austria, responsible development in terms of corporate social responsibility is a high priority for our company, the region and society as a whole.

We would like to take this opportunity to shine a spotlight on a few projects and contributions that stand out.

# Topics that are important to us

## Decarbonization and digitalization

Semiconductors are essential to meeting the challenges of our time and helping to shape the digital transformation. As the world's leading supplier of semiconductor systems, we enable pioneering solutions for green and efficient energy, clean and safe mobility, and a smart and secure Internet of Things. With Villach focusing on power electronics, also known as “energy-saving chips”, concrete solutions are at hand to achieve climate and energy goals. That is why we at Infineon are doing everything we can to actively drive decarbonization and digitalization. Together with our customers and partners. For a better future.

## Investing in sustainability

As part of the site expansion and, where structurally feasible, in existing buildings, we invest in sustainability and energy efficiency with a “green building” mindset.

- Installation of state-of-the-art exhaust air purification systems for effective emission prevention
- Use of refrigerants with low greenhouse gas potential, such as ammonia
- Use of and investment in heat recovery systems for site supply, thereby eliminating the emission of approximately 20,000 tons of CO<sub>2</sub>/year\* (extrapolated)

\* according to subsidy notice KPC (Kommunalkredit Public Consulting) Supported by funds from the Ministry of Climate Protection.



## A strong site

Since its foundation in 1970, Infineon Austria in Villach has grown from an extended workbench with 24 employees to a leading digital company in Austria with more than 5,880 skilled employees. Innovation and execution capabilities have been and continue to be major driving forces behind this development. The new high-tech chip factory went into operation in 2021 and will be continuously ramped up over the next few years. This €1.6 billion investment will enable Infineon to better meet the global demand for energy-saving chips. The “learning factory” relies on full automation and digitalization and increases resource and energy efficiency.

## Site infrastructure & mobility

Infineon is committed to sustainable site development:

- Since 2016: Infineon mobility program “Green Way” (see “Environment and climate”)
- Design of the surrounding infrastructure by the city of Villach with the Infineonstraße, roundabouts, environmental protection measures and tunnels for small animals
- 2023 Construction of the new logistics building with green building certification
- State-of-the-art plant fire department at Infineon’s Villach site
- Parking garage with space-efficient floors to reduce soil sealing

## High-tech jobs in Austria

Infineon Austria continuously invests in sustainable growth and high-tech jobs. More than 3,300 new jobs have been created since 2008. One job at Infineon generates three more in the region.\* The expansions at Infineon will create more than 1,000 new high-tech jobs in Austria in the medium term.

\* Value creation study by Industriewissenschaftliches Institut (IWI) March 2023 based on the fiscal year 2021/22.

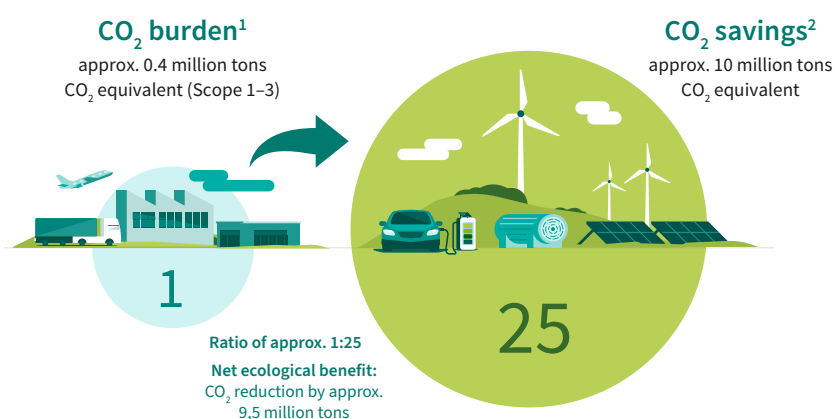
## R&D competence in Austria

Infineon Austria combines the competencies for research and development, production and global business responsibility for twelve product lines.

- Our site in Villach: global competence centers for power electronics, global competence center for WBG semiconductor materials (SiC and GaN) and EPI competence center implemented since 2023
- Our site in Graz: Development center for contactless technologies
- Our site in Linz: Development center for high-frequency technologies
- Our site in Innsbruck: Competence center for systems integration

## Infineon Technologies Austria’s CO<sub>2</sub> balance

This CO<sub>2</sub> balance shows the CO<sub>2</sub> savings in the application areas (automotive electronics, industrial drives, photovoltaics or wind energy) over the useful life of the power semiconductors manufactured in Villach: That is 25 times the emissions caused by chip production at Infineon Austria. (see also [page 34](#))



This balance is based on the Sustainability Report 2023 of Infineon Technologies AG, audited by the auditor of the Infineon Group’s sustainability reporting, and the sustainability figures of Infineon Austria, [www.infineon.com/cms/en/about-infineon/sustainability/](http://www.infineon.com/cms/en/about-infineon/sustainability/).

<sup>1</sup> This figure factors in Scope 1-3 (market-based) manufacturing, transportation, company vehicles and travel activities, supplier-specific emissions, water/waste water, direct emissions, energy consumption, waste, etc., as well as direct and indirect energy-related emissions from manufacturing service providers. It is based on internally collected data and publicly available conversion factors. All data relate to the fiscal year 2023.

<sup>2</sup> This figure is calculated using internally established criteria, which are explained in the explanatory notes. It relates to the calendar year 2022 and is determined for the following areas: automotive electronics, industrial drives, photovoltaics and wind energy. The CO<sub>2</sub> savings calculations are based on the savings potential of technologies in which semiconductors are used. The allocation of the CO<sub>2</sub> emission savings is based on Infineon’s market share and the semiconductor content and lifetime of the respective technologies, which are estimated by internal and external experts. Such complex life cycle assessments are subject to imprecision and some uncertainty, but the result is clear.





## Research projects with added value

Infineon creates value for customers, society and the environment. In 2023, several related R&D projects were launched, in which the Villach site is also actively involved.

- The EU project **ECONE** (European ECOsystem for green Electronics) is about electronics that use less material, work reliably for longer, and are easier to repair and recycle. Infineon is already using demo boards made from **biodegradable natural fibers**.
- In the **“AIMS5.0” project**, Infineon is networking with partners to make production and delivery processes more resource-efficient and resilient with the help of artificial intelligence.
- The **“All2Gan” project** is working on easy-to-integrate energy-saving gallium nitride chips to bring further energy efficiency potential into applications as quickly as possible and thus into the mainstream.

## Green hydrogen

An integral part of the new chip factory is the local generation of **green hydrogen**, which is used as a process medium in chip production. The electrolysis plant required for this is being built in a cooperative effort involving industry and science and can produce up to 800 kg of green hydrogen from renewable energy per day. This eliminates the need to deliver gray hydrogen by truck. The system was installed in Villach in mid-2023, with test operations scheduled to start in 2024. In the interest of an intelligent circular economy, hydrogen reuse concepts are also being investigated, for example to power buses. This is groundbreaking pioneering work for other hydrogen projects in the semiconductor industry.



### Cutting-edge research

- More than 2,500 R&D employees
- €672 million for R&D, making us one of the most research-focused companies in Austria.\*
- 222 Initial patent applications
- 175 Research collaborations worldwide

\* According to “trend” magazine’s company ranking 2023.

# Our contribution to the environment and climate

## Industry 4.0 and energy efficiency

Energy efficiency measures have been in place at the Villach site since 2009. Digital networking of plants, processes and systems creates a self-learning factory that reduces energy consumption, increases efficiency and quality, and optimizes the use of resources. Buildings and infrastructure systems are continuously being equipped with smart sensors, control devices and smart meters to precisely match energy consumption to production capacity utilization. Energy-saving LED lighting as well as intelligent heat recovery contribute to energy efficiency and the conservation of resources.

## Resource-efficient manufacturing

Villach is a global pioneer in the high-volume production of power semiconductors on 300-millimeter thin wafers. They are as thin as 40 micrometers (0.04 millimeters) and convert energy even more efficiently. Meanwhile, their diameter is 50 percent larger than that of a 200-millimeter wafer. This enables the production of approximately 2.25 times more chips per wafer, which, combined with the use of advanced equipment systems, reduces resource consumption.

## CO<sub>2</sub> neutrality by 2030

This goal applies to the Scope 1 and 2 emissions of the entire Infineon Group and is to be achieved through the following approaches (see also [pages 33 and 53](#)):

- Avoidance of direct greenhouse gas emissions and further reduction of energy consumption
- Use of green electricity with guarantee of origin (already implemented at Villach site)
- Offsetting the remaining, smallest possible part through certificates that combine development aid with the avoidance of CO<sub>2</sub> emissions

## Our commitments

- Sustainable Development Goals (SDGs) and United Nations Global Compact, <https://www.infineon.com/cms/en/about-infineon/sustainability/>
- Since 2023, commitment to science-based targets and inclusion of Scope 3 in [climate protection efforts](#)
- Since 2010, Infineon has been listed in the Dow Jones Sustainability Index as one of the world's most sustainable companies
- Since 1997, the Villach site has participated in the European Union's [EMAS](#) (Eco Management and Audit Scheme)
- Audits by the Responsible Business Alliance
- Infineon [IMPRES](#) program:
  - Environmental management [ISO 14001:2015](#)
  - Occupational safety management [ISO 45001:2018](#)
  - Energy management [ISO 50001:2018](#)



## Nature conservation

By cooperating with Arge Naturschutz and the forestry inspectorate Villach, Infineon supports the protection of the environment and the ecosystem. As part of voluntary reforestation initiatives in the region, a total of 3,700 biologically diverse trees have been planted on an area of 2.6 hectares over the past two years. A weather station with various sensors also provides valuable data for measuring the microclimate. This creates a habitat for people and animals, complementing the 25,000 square meters of high quality reforestation that was done as part of the site expansion. The employees are fully involved, as well: They volunteer to participate in nature conservation campaigns, setting up 100 nesting and roosting sites for birds and bats and actively supporting climate and nature conservation through small animal monitoring.



**~78 Percent**

of the site's heat requirements are met by **recycling waste heat** from production (see [page 31](#)).



**63 GWh**

of heat and electricity saved since 2013 by implementing energy-saving measures. This corresponds roughly to the electricity consumption of 13,300 households.\*

\* According to consumption data from the Federal Environmental Agency



**100 Percent**

**Green electricity with guarantee of origin:** Since 2013, Infineon Austria has been exclusively using electricity from renewable sources.

## IT recycling and upcycling

Since 2014, a cooperation has been in place with AfB "Arbeit für Menschen mit Behinderung" ([www.afb-group.at](http://www.afb-group.at)) to give used IT equipment a second life. In 2023, Infineon provided 6,464 IT devices (laptops, PCs, screens, printers) and mobile devices, securing six jobs for people with disabilities. A total of 87% was recycled and marketed through a certified process. The results in terms of resource conservation show a savings potential\* of:

- Raw material savings: approx. 260 tons of iron equivalent
- Energy: approx. 3.3 GWh
- Water: 6 million liters less consumed
- Greenhouse gas emissions: approx. 863 tons of [CO<sub>2</sub> equivalent](#)

\* Based on a study by the Technical University of Berlin and the non-profit climate protection organization myclimate

## Infineon "Green Way"

Corporate mobility program for employees through:

- Promotion of the needs of our cyclists (e.g. expansion of the bicycle infrastructure, parking spaces)
- Expansion of the e-charging infrastructure for private vehicles, company cars and logistics vehicles
- Infineon provides its employees with the "[Klimaticket Bundesland](#)" free of charge and supports the "[Klimaticket Österreich](#)" on a pro-rata basis.
- 2023 Improvement of site's access to public transportation (9 bus lines with better transfer options)



## HIGHLIGHTS

# Our contribution to our region and society

## Welcome2Villach

Infiniteon's approximately 5,500 employees come from 79 different countries, shaping Infiniteon's culture as well as the region. Today, Villach has the highest proportion of high-tech employees in Austria. As a co-initiator of the Welcome2Villach platform, Infiniteon has long been active in highlighting and making visible the quality of Villach as a great place to live, work and do business, especially for international specialists.

## Promoting talents

Through initiatives such as "Girls Day" and the "Women in Data Science Conference", Infiniteon motivates young people to pursue careers in science and technology. Since 2014, approximately 100,000 children, teenagers and students throughout Austria have been reached. Together with ORF, Infiniteon presents the "Women's Award for Digitalization and Innovation" to honor outstanding female talents in the fields of technology and science.

## Smart Learning

With 17 "Smart Learning Classes" at seven polytechnic colleges in Austria and more than 400 students, Infiniteon combines practical know-how with learning and teaching in schools. With e-mobility, the "Internet of Things", energy technology and robotics, Infiniteon has not only "cool", but also forward-looking topics for the tech talents of the future.



## Value added

€1,369 million: Infiniteon's total purchasing volume in 2023, of which €409 million in Austria and €257 million in Carinthia.



## Education fund with Caritas

Infineon supported the Caritas Education Fund with €105,000 in 2023 to help socially disadvantaged children and young people with their education. The four Caritas Learning Cafes in Villach, Spittal/Drau, Graz and Mürzzuschlag offer free educational support to around 120 children and young people. Trained tutors and volunteers – including Infineon employees – help the children do their homework and prepare for exams and tests. The success is not only tangible, but also measurable: 99 percent of all Learning Café students successfully completed the last school year.

## Knowledge and technology transfer

- Infineon Austria supports four endowed professorships in Austria and one academic partnership in Zagreb.
- PhD Excellence Program: Support and funding for 86 doctoral theses in 2023.
- Innovation space for science and business with the Infineon “Ihub” at the Vienna University of Technology and the “Mission Future Hub” at the University of Ljubljana.
- With the “Startup Co-Innovation Program”, Infineon actively networks with the startup and maker scene through events and collaborations.
- 175 Research collaborations at regional, national and international levels



### Ongoing dialog with the region

Three times a year, the Infineon newsletter provides up-to-date information to about 3,500 households in our neighborhood. In addition, we offer guided tours of the site for interested local residents.

[www.infineon.com/cms/austria/en/sustainability/](http://www.infineon.com/cms/austria/en/sustainability/)



### Multiple Awards

- “State-certified training company” 2023
- GreenTech Award “Future made in Austria” (ÖGVS), special award for climate protection technologies 2023
- VCÖ Mobility Prize Carinthia: Flagship project climate ticket 2022

## Apprenticeship with power

Infineon has been training apprentices for more than 45 years, laying a strong foundation for tomorrow’s specialists who perfectly combine technical and digital skills. Infineon currently has about 100 apprentices, about one-third of whom are women. After completing a four-year apprenticeship in electrical engineering and metal technology (dual apprenticeship), a coding IT apprenticeship, or the “apprenticeship and studies” model, a wide range of technical career paths are available.



# Our contribution for employees

## It's all about people!

Infineon offers an attractive working environment. This includes flexible working-time models, teleworking options, in-service training and further education, mentoring programs as well as a comprehensive health promotion program or support in settling down.

## Promoting health

With "Health & Care", Infineon offers competent contact persons at all Infineon sites for questions regarding health as well as occupational and preventive medicine topics such as prevention, exercise, nutrition and physical health. At the Villach site, the Medical Service Center (MSC) is managed by two physicians and two qualified health care professionals. The Health Team offers preventive health care, fitness classes and stress management and burnout prevention training. External psychological counseling – anonymous and free of charge – is also available.



## Information from the very first day

From their very first day on the job, employees receive information on occupational safety, health and environmental protection, energy and sustainability. Ongoing online training courses deepen their knowledge in these areas. The intranet and on-site information screens provide up-to-date information. The environmental statement is published annually in print and online in an accessible format.



## Combining career and family

- At the International Daycare Center (IDC) in Villach, Infineon cooperates with Sonnenstrahl GmbH to offer approximately 300 daycare places for children aged one to six years at three locations. The special thing about them: few closed days, flexible and long opening hours, bilingualism and a focus on science experiments.
- Thanks to the initiation and support of the International School Carinthia (ISC) in Velden, around 400 children from more than 40 nations can currently attend this private, English-language all-day school.



### ~31% international employees

Internationality, generational management and commitment to women in technology – Infineon harnesses the potential of diversity!



### Sustainable ideas

As part of the company suggestion theme “Your Idea Pays” (YIP), a total of 463 ideas were submitted in 2023 on the topics of health, occupational safety & environmental protection, as well as energy and e-mobility. In addition to the social and environmental impact, this also resulted in monetary savings of approximately €144,500.



### “berufundfamilie” (career and family) audit

The federal quality seal and the regular inspections confirm Infineon’s path as a family-friendly company.

## Apprenticeship and integration

In 2016, Infineon launched the “Lehre mit Asyl” (“Apprenticeship with Asylum”) project to promote integration and counteract the shortage of skilled workers. 13 apprentices are currently completing their apprenticeship under this model – eight apprentices who had been granted asylum have already completed it, some of them with distinction.

## Safety first

- Corporate Disaster Prevention Organization (DPO)
- Plant fire department (PFD)
- Company medical service
- Ongoing training and safety-related training as well as targeted awareness raising





THE COMPANY

# Infineon Technologies Austria

Infineon Technologies Austria AG is a subsidiary of Germany's Infineon Technologies AG. The group is a world leader in semiconductor solutions that make life easier, safer and greener. In Austria, research & development, manufacturing and global business responsibility come together in an effective combination that makes the site unique.

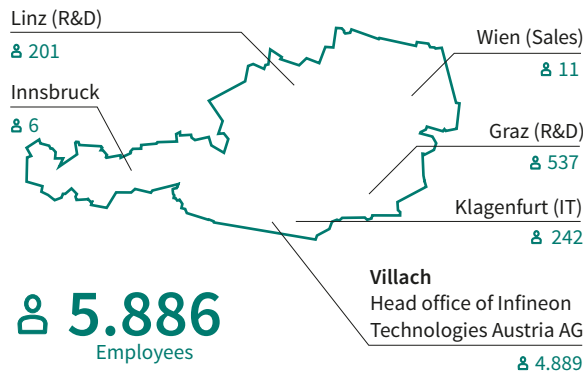


Our 5,886 employees from 79 countries have established Infineon as a leading company in Austria. As the country's most research-focused company, Infineon Austria has been a pioneer for the digital revolution as well as for decarbonization.

The Austrian head office is in Villach, further branches are located in Graz, Linz, Innsbruck, Klagenfurt (IT) and Vienna (Sales). Research, production and global

responsibility for twelve product lines from three divisions are located at the main site in Villach. At the Graz and Linz sites, the main focus is on research & development. Graz is the global competence center for contactless technologies, while Linz serves as the global competence center for high-frequency technologies. The Competence Center for Systems Integration was launched in Innsbruck in 2023.

### Infineon sites in Austria



### Infineon Austria Strategy 2030

Our profitable growth path



## The guideline for sustainable growth

As a global semiconductor company, Infineon is aware of its responsibility. Infineon wants to harness the opportunities offered by digitalization for a sustainable development of society and the environment: for efficient energy management, environmentally-friendly mobility, and safe operations in a networked world.

With its “Profitable Growth” strategy, Infineon Austria pursues the goals of contributing to the Group’s success from Austria, being globally competitive, further developing the site and sustainably strengthening the region. Our Strategy 2030 – “Our profitable growth path” – is the guiding principle for this. The goals build on Infineon’s strengths in Austria and enable the company to make the world easier, safer and greener with its technologies and together with its partners, and to be an attractive employer.

#### By 2030, Infineon Austria will...

- ...continue on its path of profitable growth and increase its competitiveness.
- ... be a pioneer in innovation and time-to-market.
- ...lead the way in shaping sustainability at all levels with technologies, processes, and environmental and social responsibility.
- ...be the global center for wide-bandgap technologies, systems and power electronics.
- ...be a key driver in the global funding landscape at Infineon Technologies.
- ...be a highly attractive technology company and offer a state-of-the-art work environment for all employees.

## Responsible sustainability

Infineon's sustainability strategy – Corporate Social Responsibility (CSR) – combines economy, ecology and social commitment and is based on the principles of the United Nations Sustainable Development Goals (SDG).

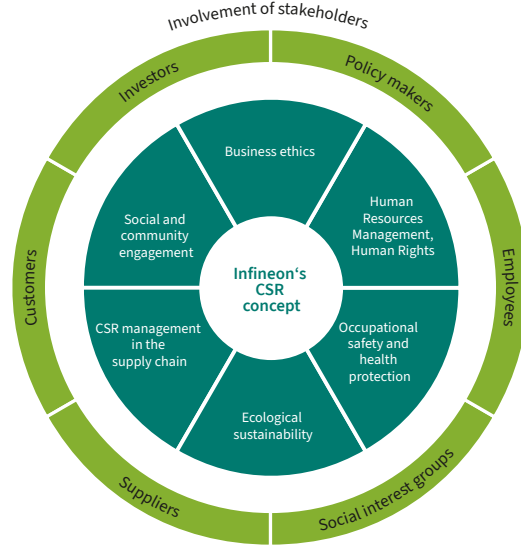
Infineon Austria's strategy specifically addresses seven SDGs with the measures it has taken.



### Did you know that...

... Infineon has been part of the United Nations Global Compact, the world's largest initiative for sustainable and responsible corporate governance, since 2004, i.e. for two decades?

## Infineon's CSR concept



A detailed list of all stakeholders can be found at: [www.infineon.com/cms/en/about-infineon/sustainability/csr-reporting/](http://www.infineon.com/cms/en/about-infineon/sustainability/csr-reporting/) > PDF „Sustainability at Infineon“, page 8

Organizationally, our commitment to sustainability is anchored in a CSR/Sustainability Board. It consists of the members of the Executive Board and representatives of specialist departments. This makes it possible to cover the entire range of CSR topics, discuss current issues and derive measures at an early stage.

## The Infineon site in Villach

At the Villach site, activities focus on the development and production of power semiconductors, so-called energy-saving chips. Power semiconductors play a key role in electronic devices. They convert mains power to the requirements of the respective device. In this area, Infineon is the world market leader. In order to ensure that it stays that way, the team is working on ever more powerful and energy-efficient chips.

Infineon Austria employs more than 5,100 people in Carinthia (of whom about 4,900 are employed at Villach). This makes the company the largest private employer in the region. Infineon took up operations in Austria in 1970. What began back then as an extended workbench has developed into the headquarters in Austria and a strong competence

center within the Group. Today, the site combines production, research and development as well as global business responsibility.

### Infineon Austria Villach

- Global group competence center for power electronics since 1997
- Since 2017, global competence center for new semiconductor materials (silicon-carbide and gallium nitride)
- Since 2021 “One Virtual Fab” – new chip factory in Villach as a virtual mega factory together with Dresden
- Since 2023 competence center for epitaxy

# Infineon at a glance

Facts and figures 2022/23		FY 22/23 <sup>1</sup>	Δ <sup>2</sup>	
Infineon Technologies AG	Sales	€16.309 billion	+24%	
	Employees throughout the group	58,600	+4%	
Infineon Technologies Austria Group	Sales	€5.604 billion	+7%	
	Earnings before tax	€835 million	+26%	
	Total investments	€628 million	+10%	
	Total employees	5,886	+8%	
	Proportion of women overall	22.2%	+2%	
	Employees in R&D	2,501	+5%	
	Employees in product and process development and quality assurance	610	+7%	
	Additional permanent external employees via third companies	2,244	-7%	
	Degree candidates and doctoral students <sup>2</sup>	212	+5%	
	Apprentices	96	+5%	
	Interns and vacation/industrial placements <sup>2</sup>	1,163	-8%	
	Research and Development	R&D Expenditure	€672 million	+15%
		R&D Expenditure as a percentage of sales	12%	
Initial patent applications		222	-20%	
Production	Products (basic types)	approx. 2,000		
	Wafers produced (Si, SiC, GaN)	~2.3 million		
	Production volume on 150, 200, 300 mm wafers	~9.4 billion chips		
	Audits and customer visits	111	+170%	

<sup>1</sup> Aggregated values for the fiscal year 2022/23, as of 30 September 2023 including domestic shareholdings.

<sup>2</sup> Compared to the fiscal year 2021/22.



## Leading factory for innovative semiconductors

The Villach site serves as front-end production network, with partner factories in Germany and Malaysia. In the fiscal year 2023, around 9.2 billion power semiconductors were produced on silicon discs called wafers in Villach. The wafers are manufactured and tested in about 1,000 individual steps involving various technologies and complexities. In total, the clean room produces approximately 2,000 basic product types simultaneously with ultimate precision and highest quality, around the clock and 365 days a year. The high-volume manufacturing innovations focus on the areas of single-process technology, equipment engineering, new materials, thin wafers and state-of-the-art automation, digitalization and production concepts.

## Thin wafer technology – global leadership

The expertise to produce 40-micrometer (0.04 millimeters) thin silicon wafers with a diameter of 300 millimeters in high volumes is unique throughout the world. These particularly thin energy-saving chips ensure even more efficient energy conversion in electronic systems. At the same time, mass production is made much more productive and efficient. Compared to a 200-millimeter wafer, more than twice as many chips can be efficiently produced in one production run.

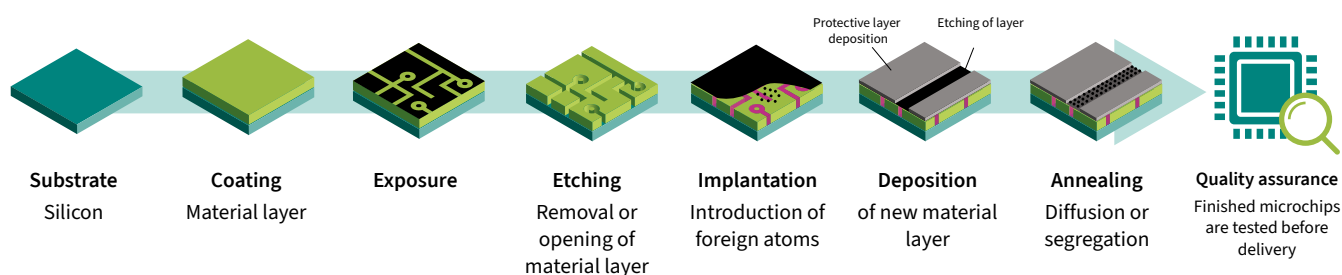
## Chip production expansion

The demand for semiconductors for all areas of life is on the rise worldwide. The high demand underscores the value of in-house manufacturing. Infineon invested and opened the new high-tech chip factory in 2021. With this, Infineon is setting an industrial policy landmark with regard to security of supply for European industry and the global market. The semiconductors produced here are used in numerous applications such as electric cars, computer centers or solar and wind energy. With its investments in energy efficiency, intelligent waste heat utilization, area-wide exhaust air purification systems, digital networking and artificial intelligence, as well as the use of green hydrogen, the site is making a major contribution to the Infineon Group’s goal of achieving CO<sub>2</sub> neutrality by 2030.

## Industry 4.0 and “One Virtual Fab”

Infineon in Villach is a frontrunner in Industry 4.0 and is seizing the opportunity to optimize and interlink processes along the entire value chain – from development to production. Suppliers and other sites are increasingly integrated into the overall process. Villach joins Infineon Dresden (Germany) to form an identical production environment with standardized production and digitalization concepts as “One Virtual Fab” in order to control manufacturing from both sites as if they were one single factory. The virtual megafactory sets a new benchmark in 300-millimeter power semiconductor manufacturing, enabling improved resource and energy efficiency and further optimization of the CO<sub>2</sub> footprint.

Semiconductor processing: schematic process steps  
Work steps repeated depending on chip





## Competence for new materials and processes

The development and production activities for SiC and GaN, so-called wide bandgap semiconductors, are being significantly expanded at the Villach site. SiC and GaN chips are in high demand for energy-efficient applications such as solar systems, electric cars, charging stations, data centers and energy storage systems. They switch power even more efficiently, allowing for even smaller designs. In addition to the existing production areas, a new building with a gross floor area of approximately 6,000 m<sup>2</sup> for additional production and development of SiC and GaN products was put into operation in 2023. Its special feature: In addition to volume production, it also houses the EPI Competence Center on an area of approximately 1,000 m<sup>2</sup>. Epitaxy (EPI) is a key production step in SiC and GaN manufacturing. Here, systems and processes are evaluated and the transition to the largest possible wafer diameters is researched. This optimizes the energy and resource

### Did you know that...

...at Infineon, every single chip is comprehensively controlled throughout the entire manufacturing process and then fully tested? Excellent quality management ensures compliance with customer requirements as well as stringent standards, such as those in the automotive and medical industries.

efficiency. Through this close integration of research and production, Infineon accelerates innovation in this area, tests new concepts and works even more effectively on new solutions for tomorrow. With its partner plant in Kulim (Malaysia), Infineon Austria plays a pioneering role in this future market.

### Innovation Factory Villach (FY 2022/23)

- Wafer diameters: 150, 200, 300 mm
- Wafer movements per day: approx. 650,000
- Individual steps for each wafer: approx. 1,000
- 1,830 systems
- 9.2 billion chips produced
- approximately 2,000 product types processed simultaneously



IMPRES

# Our Environmental Management System

Infineon views sustainability as a combination of ecological, social and economic responsibilities. Infineon's global management system IMPRES integrates the topics of environmental protection, occupational safety, health protection, and energy into all Group processes and aims to establish a uniform global standard that is continuously optimized.

IMPRES stands for “Infineon Integrated Management Program for Environment, Energy, Safety and Health” and was introduced in 2005.

This management program is based on the ISO standards [ISO 14001](#) for environment, [ISO 50001](#) for energy and [ISO 45001](#) for workplace safety and health protection. These international standards are reviewed annually through both external and internal

[audits](#) as part of a [matrix certification process](#) and confirm a uniform global standard.

The Austrian production site in Villach also participates voluntarily in [EMAS](#), the Eco-Management and Audit Scheme of the European Union, and reports on its [environmental aspects](#), environmental achievements and projects in the externally audited [Environmental Statement](#) published annually.

## The IMPRES Policy

Below, you will find the guidelines from the current IMPRES policy that serve as the basis for our actions:

### People and the environment

- We assess and consider possible consequences for humans and the [environment](#) at the earliest possible stage of product and process planning.
- We ensure that our corporate policy effectively implements environmental protection, energy management, occupational safety and health protection. The technical and organizational procedures necessary for this purpose are checked regularly and improved continuously.
- We implement targeted measures to prevent risks to people and the environment or, if this is not possible, to minimize them as far as possible.
- We inform the interested public and support an open information policy.
- We require our business partners to follow our guidelines. We work together with authorities, associations and non-governmental organizations.

### Energy and resources

- Through our everyday actions, innovations and products, we support a sustainable global society and enable the production of energy-efficient end products and applications.
- We use energy conscientiously and efficiently, and consume resources sparingly.
- We strive to maintain our leadership within our industry in terms of energy efficiency, now and into the future.
- We contribute to climate protection in several areas, e.g. by minimizing our greenhouse gas emissions.
- We support the use of renewable energies where technically possible and economically feasible.
- We support the use of energy-efficient products and services.
- Our customers benefit from product features such as high performance or low energy consumption.
- We reduce costs through integrated recycling processes and the reuse of materials as well as through motivated, committed and involved employees who work in a safe environment.

### Economy

- We continuously work to create an ecological net benefit now and for the future, both in our products and solutions and through efficient processes and production methods.
- We prefer a forward-looking assessment of long-term effects to an orientation towards short-term benefits.
- We see no contradiction between productivity and cost efficiency on the one hand and the protection of people and the environment on the other.

### Legal compliance

- Beyond complying with legal regulations and other requirements, we are continuously working on minimizing risks, effects on people and the environment, as well as energy and resource consumption.

# Organization of the Environmental Management System

Along with the high environmental standards detailed in ISO 14001, the Austrian production site in Villach has also committed to the European Union's EMAS environmental management system (Eco Management and Audit Scheme). In addition to the sustainable use of resources, EMAS also strives to continuously improve environmental performance, taking sustainability aspects into account, and to report on this annually in the Environmental Statement.

The documentation of environmental protection, energy management, workplace safety and health protection at Infineon includes both the IMPRES manual and all IMPRES-relevant process descriptions, work instructions and other IMPRES-relevant documents, which are continuously updated. From an organizational point of view, the head of the

Environmental Protection and Workplace Safety Division, as local coordinator of the IMPRES integrated management system, sits under the Managing Director under trade law.

At the Villach site, the IMPRES management system is regularly reviewed via both internal and external audits. In order to continuously improve and analyze activities, the management system is regularly evaluated as part of a management review, which from 2024 onwards will be conducted every six months, rather than annually. In order to better monitor environmental performance throughout the year, a quarterly [ESH](#) and [LC](#) report was introduced to track the many projects in addition to the key sustainability indicators. This enables systematic and rapid response to changes in legal and regulatory compliance requirements and key performance indicator trends.

## Compliance with Statutory Environmental Provisions

The company meets all applicable environmentally-relevant obligations. Specifically, these include:

- the legal provisions laid out in the 167 relevant laws, as well as approx. 1,450 resulting legal obligations or requirements currently in force,
- approximately 3,290 regulatory requirements resulting from official rulings, conditions and limit values associated with approvals and official orders,
- insurance law requirements
- other voluntary commitments (such as the goal of CO<sub>2</sub> neutrality).

Current statutory provisions relevant to workplace safety, health protection and environmental protection (including energy) are recorded in a legal directory. This also applies to voluntary commitments, requirements stipulated in official permits, etc. The legal directory as well as the measures resulting therefrom are reviewed on a regular basis and modified as necessary. This is done with proprietary software that can automatically extend the current status at any time. The compliance status is reviewed by senior management both in the annual management review and in the quarterly "Legal Compliance Report", which is in place since this fiscal year.

### Did you know that...

... for years, Infineon has been implementing voluntary measures and commitments that go far beyond the legal requirements?



# Emergency Precautions and Emergency Management

As a Seveso facility, Infineon complies with the high legal standard of the Industrial Accidents Regulation and is subject to annual inspections by the authorities regarding this issue. We also monitor all of the key environment- and safety-related processes using process control technology as well as recurring measurements. This means that even minimal deviations from standard operation and other faults are detected at the earliest possible stage.

## Emergency response system, alarm and hazard prevention plans

In addition to Infineon's plant fire department, our company medical service as well as shift workers and contingency personnel are available for any emergency. The plant fire department consists of four full-time employees and 148 volunteer members, distributed across eight firefighting teams, who are highly trained for any anticipated operational scenario. Four specially equipped vehicles are currently available. The fleet is being expanded to include a fire truck specifically designed to meet the site's operational needs. In the event of an incident, the response takes place in the shortest amount of time possible. The new fire station at the Villach site offers space for a modern control center, training and meeting rooms, men's and women's locker rooms, a mechanical workshop as well as a workshop for respiratory protection, five garage spaces for fire engines and various storage rooms.

## Corporate Disaster Prevention Organization

In the event of serious damage incidents which cannot be rectified in the course of normal operations, the company's Disaster Response Organization (DRO) will be deployed. Specially-trained crisis management team leaders with managerial authority can be contacted via the Security Control Center (SCC) at any time and can immediately take over the management of a response operation. Furthermore,

as a part of the DRO, a specially-trained chemical response team is available to respond to emergencies in the area of chemicals and gases. The Medical Service Center is supported by 53 specially trained company paramedics and approximately 400 certified first responders at the Villach site, who are divided among the individual shift groups. In order to limit the impact that emergencies and accidents may cause off the premises, there are alarm and hazard prevention plans which are updated continuously, as well as regular training, education and exercises, including with external emergency forces, to ensure that we are prepared for emergencies. A summary of all essential emergency aspects and safety measures can be found at: [www.infineon.com/cms/austria/en/ueber-infineon-austria/#emergency-information](http://www.infineon.com/cms/austria/en/ueber-infineon-austria/#emergency-information)

## DPO Training

Infineon's Corporate Disaster Prevention Organization conducts regular drills and exercises as a precautionary measure. The goal is to strengthen experiential learning and thus confidence in dealing with incident situations. The DPO safety auditors are supported by approximately 80 employees. Members, as well as all other employees, can participate in approximately 40 different exercises and trainings per year, such as radio communication, respiratory protection, hall clearing or basic courses. In addition, several "table top" exercises are conducted for the DPO safety auditors to further improve the cooperation between the safety auditors and the internal emergency services. This involves running through various scenarios such as Seveso hazardous material spills, fires or safety issues. Participants deepen their practical knowledge in their respective areas of competence and effectiveness, and practice what resources and coping strategies exactly are available in the event of an incident.

In addition, these exercises take place both on a voluntary basis and as part of officially prescribed plans in cooperation with external public safety partners such as the Red Cross, the police and the Villach fire department.



FIGURES, DATA, FACTS

# Environmental Aspects

Environmental aspects are those components of a company's activities and products that have or may have an impact on the environment. They are regularly analyzed and evaluated and are the focus of our environmental management system.

We differentiate between

- direct, e.g. energy use, waste, waste water, exhaust air, and
- indirect environmental aspects, such as e.g. responsible procurement, which have an impact not only on the environment, but also on the social and economic effects of Villach as a production location.

#### Did you know that...

...since 2005, Infineon's global management system IMPRES has been operating with uniform standards to conserve resources, reduce energy consumption and continuously improve workplace safety as well as health and environmental protection?

## Evaluation of Environmental Aspects

Infineon re-evaluates its environmental aspects at least once a year and updates its environmental focus accordingly.

Infineon's goal is to minimize the impact of the Villach site on the environment. This is done not only through targeted recycling and processing measures, but also by initiating individual small projects, conducting environmental training and raising awareness through environmental campaigns, including in the area of CSR.

Environmental aspects are assessed on the basis of a Group guideline that defines the categories of impact parameters.

Accordingly, we consider eight thematic blocks of environmental aspects:

- Energy consumption
- Air emissions
- Consumption of resources (e.g. chemicals and gases, ultrapure water and cooling water)
- Waste
- Impact on soils
- Discharge into bodies of water
- Release of energy (e.g. heat, radiation or noise)
- Transport (indirect environmental aspect)

For the first time this year, the environmental aspect of near-natural areas at the site was included and evaluated in the thematic block on impacts on soils (see graph below).

In addition to environmental relevance, probability of occurrence, volume development and frequency, geographical impact and legal requirements are also considered in the assessment.

The current assessment for the Villach production site was carried out by an interdisciplinary team including the energy manager and experts in environmental protection.



The results are shown in the following table with the previous year's assessment provided for comparison:

Evaluation of Environmental Aspects		2021/22	2022/23	2023/24*	↗
<b>Air emissions</b>	Dust air pollutants	A	B	B	→
	Organic air pollutants	B	B	B	→
	Emissions of CMR substances	A	A	A	→
	Greenhouse gas emissions	C	C	C	→
	Inorganic air pollutants	A	A	A	→
<b>Discharge into bodies of water</b>	Direct discharge	C	C	C	→
	Indirect discharge (municipal sewage)	D	D	D	→
<b>Impacts on soils</b>	Soil contamination	A	A	A	→
	Sealing of areas	B	B	B	→
	Near-natural areas at the site			A	
<b>Release of energy</b>	Heat	A	A	A	→
	Radiation	A	A	A	→
	Noise	C	C	C	→
	Light Pollution	B	A	B	↗
<b>Energy consumption</b>	Electrical energy	B	C	B	↘
	Natural gas	A	A	A	→
	Diesel	A	A	A	→
	District heating	A	A	A	→
<b>Consumption of resources</b>	Raw materials	D	D	D	→
	Chemicals	D	D	D	→
	DI Water	A	A	A	→
	Gases	B	B	C	↗
	Cooling water	C	C	C	→
<b>Waste</b>	Hazardous waste for recycling	B	C	C	→
	Hazardous waste for disposal	B	B	B	→
	Non-hazardous waste for recycling	C	B	B	→
	Non-hazardous waste for disposal	B	B	B	→
<b>Transport</b>	Delivery and removal	B	B	B	→
	Employee trips to and from work	A	A	A	→
	Internal transport	A	A	A	→
	Business trips	A	A	A	→

The summarized assessment of the environmental aspects shows their relevance:

low A B C D high

The environmental aspects that are of significance for Infineon Austria at the Villach site are those that have been assigned a C or D rating.

\*Status quo assessment considering FY 22/23 volumes

Changes in the assessment of environmental aspects compared to the previous year relate to the following aspects:

## Energy consumption / Release of energy

- In the area of electrical energy, the need for action was heightened in the past fiscal year due to the issue of blackouts. With the acquisition of additional backup generators, this aspect has been brought back in line with the FY 21/22 assessment.
- The light pollution aspect of the assessment was elevated as the sensitivity to this issue has increased with the growth of the site. The lighting in the buildings has been reassessed and measures such as the replacement of light sources have been initiated.

## Did you know that...

...projects and ideas in the “Sustainability” category are given special consideration in the annual “Innovation Award” for all employees\*? Each and every contribution counts.

## Consumption of resources (gases):

- The rating of the consumption of process gases has been changed from B to C because the level of purification of PFC gases has already been optimized, but the quantities used are increasing and the possibility of substituting more environmentally friendly gases is very difficult to implement.





# Direct Environmental Aspects

Direct environmental aspects of our activities and products are those that we can control and influence directly and comprehensively. This includes emissions into the air and water, waste, and the consumption of resources. The environmental impacts of our products are regarded as indirect environmental impacts (from [page 44](#)).

A key parameter for the development of the figures in the following sections is the production quantity of wafers per  $\text{cm}^2$ , as this is also related to capacity utilization and efficiency. Wafer production volumes increased by approximately 6 percent last year.

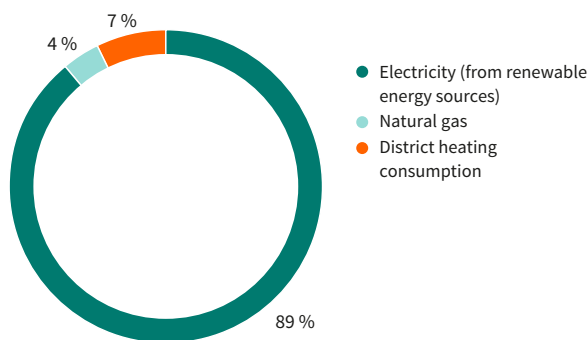
# Energy consumption

<b>Main indicators</b>	Energy consumption [GWh], savings [GWh]
<b>Most important measures</b>	<ul style="list-style-type: none"> <li>– Heat recovery provides 78 percent of heat required for heating</li> <li>– Comprehensive energy reduction programs</li> <li>– Additional compressor with heat recovery</li> </ul>
<b>Environmental impacts</b>	CO <sub>2</sub> emissions and the associated impact on the climate crisis; indirect impacts due to the use of fossil fuels; operation of power generation plants.
<b>Source</b>	Cooling units with heat recovery, air compressors, heat pump

As a global player in the semiconductor industry, energy efficiency and energy savings are essential pillars of our corporate philosophy. This is also reflected in our energy management system, which is certified according to ISO 50001. The growing number of energy and material flows is systematically recorded and evaluated in order to optimally design and control individual processes. These measures and many other optimization activities allow us to improve our energy usage efficiency.

The manufacture of semiconductors uses primarily electrical energy. We have been purchasing electricity from renewable sources for this purpose since 2013. This energy is needed both to create a stable production environment with defined ambient conditions in the clean rooms and for the operation of the production facilities.

## Breakdown of energy consumption at the Infineon Villach site 2022/23



--- see Glossary, from page 58

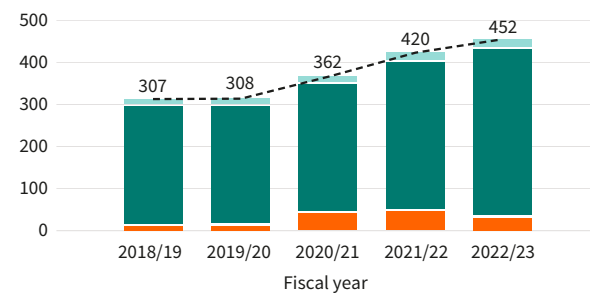
Production, and in this context the clean room infrastructure, is responsible for the main part of energy consumption. The self-generated energy from photovoltaic systems for the electric vehicle charging station amounts to approximately 2 MWh per year.

Energy requirements for backup generators and fuel for company vehicles are very low.

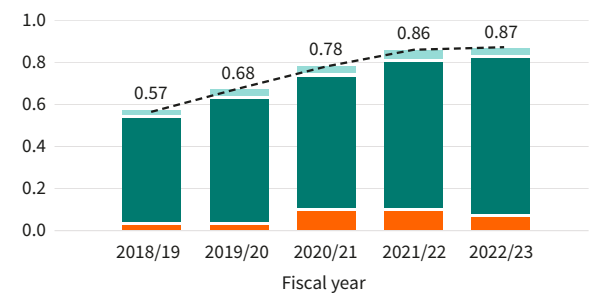
For the backup generators, 0.09 GWh of heating oil was purchased in fiscal year 2022/23. The refilling of the tanks is reported. The energy requirements for company vehicles amount to 1.31 GWh of diesel and 0.2 GWh of gasoline.

## Energy consumption at the Villach site

Total in GWh



in kWh/cm<sub>2</sub> silicon surface area

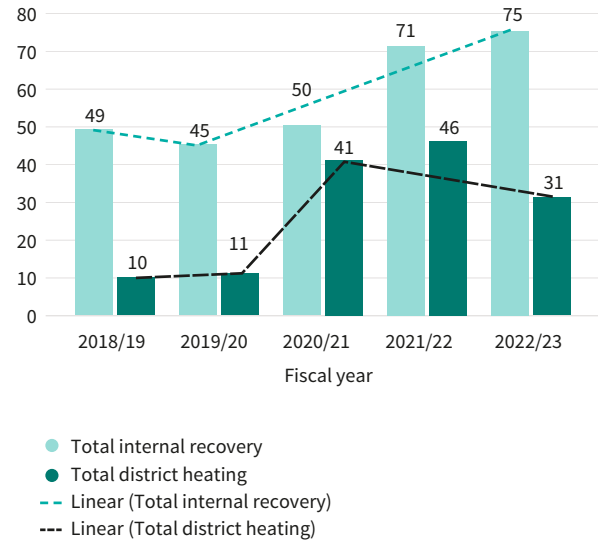


-- Total energy consumption

● Natural gas ● Electricity ● District heating

## Heat recovery and district heating

Total in GWh



## Electricity

One reason for the increase in electricity consumption over the past few years is the ramp-up of the new chip factory and the gradual adaptation and commissioning of the equipment. Another factor is the capacity expansion with processes for the new semiconductor materials SiC and GaN.

## District heating

The consumption of district heating has been optimized in recent years through the use of heat recovery systems. As a result, district heating consumption was reduced from 46 to 31 GWh last year. Of the 31 GWh, 9 GWh is used for central heating of ultrapure process water for the production facilities. Centralized ultrapure water treatment means a long-term improvement in operational efficiency. In fiscal 2023, approximately 78 percent of the heat required for heating was provided by heat recovery. Heat is recovered by using exhaust heat from cooling units, compressed air and process water.

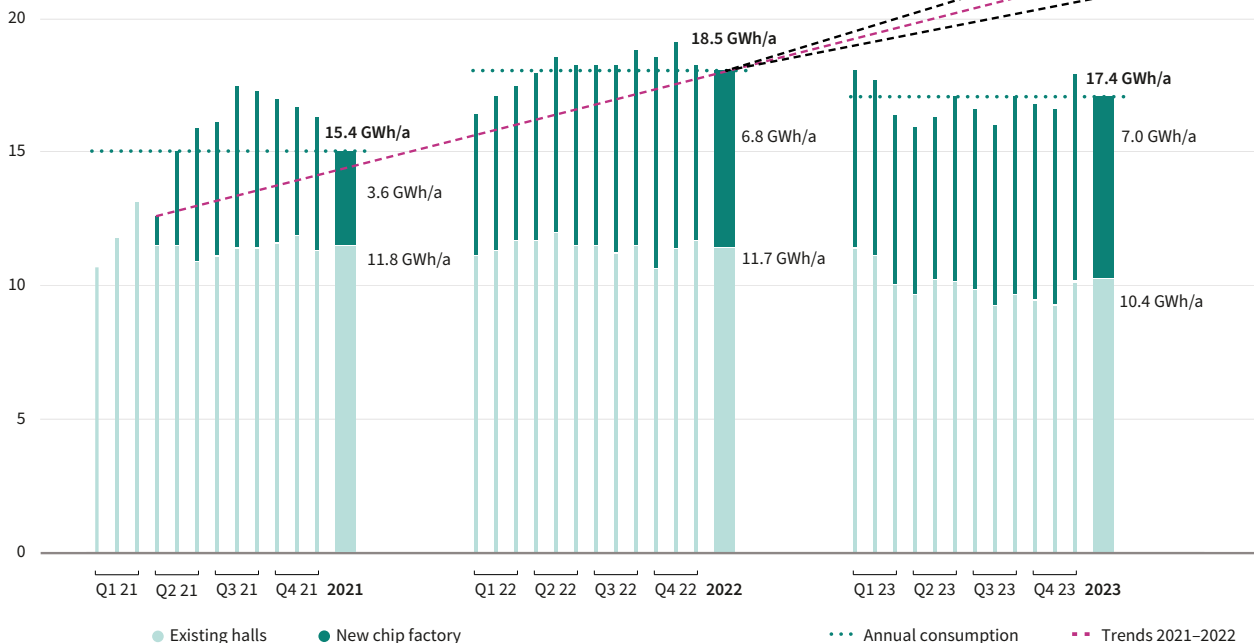
## Natural gas

Approximately 4 percent of the total annual energy consumption at the Villach site is covered by natural gas (~18 GWh p.a.). Natural gas is an important source of energy for Infineon's semiconductor production and is used in Villach exclusively for exhaust air purification.

By switching to electric alternatives for central air purification and intelligent control systems for local air purification, natural gas consumption was kept at the previous year's level despite increased production. The monthly average reduction in natural gas after the measures is 14 to 21 percent.

## Natural gas consumption at Villach site

Monthly values from Kelag consumption monitoring extrapolated to annual consumption





# Air emissions

<b>Main indicators</b>	Emission quantities in kg or tons and their parameters [mg/Nm <sup>3</sup> ]
<b>Most important measures</b>	<ul style="list-style-type: none"> <li>– Modification of central combustion plants (reduction of natural gas through the use of green electricity)</li> <li>– Installation of alternative exhaust air purification systems for PFC purification (use of green hydrogen or electricity as a substitute for natural gas)</li> <li>– Optimization of consumption through synchronization with production: Optimization of duration and times of use (natural gas, nitrogen, electricity, oxygen, etc.)</li> </ul>
<b>Environmental impacts</b>	Greenhouse gas emissions (CO <sub>2</sub> , PFC emissions from refrigerants and other) and thereby impact on the climate crisis, adverse effects on humans and animals depending on concentration and pollutants
<b>Source</b>	Process chemicals and gases in production and infrastructure (waste water treatment)

Our exhaust air is made up of uncontaminated and contaminated air. The uncontaminated exhaust air comes from the clean room supply, where large amounts of ambient air are taken in, cleaned of particulate matter and, after being recirculated several times (multiple circulation routing), filtered and then discharged back into the environment without contamination. Contaminated air comes from process-related impurities that are treated and reduced in treatment plants to levels well below officially prescribed limits.

For example, wet scrubbers are used for acidic/alkaline exhaust air streams, while organic components are purified by means of high-temperature incineration for volume flows containing VOCs. In the past fiscal year 2023, the systems here were converted so that the required heat is now generated with green electricity instead of natural gas. Absorber systems are used in the implantation area, and perfluorinated compounds (PFCs) from the respective production areas are incinerated in a high-temperature process and cleaned using wet scrubbers. In fiscal year 2023, new exhaust air purification systems were installed that use hydrogen or green electricity to further reduce the use of natural gas in exhaust air purification.

The ongoing expansion of our production capacity has led to an increase in exhaust fractions in recent fiscal years.

Exhaust air flows				
Emissions into the air (in million Nm <sup>3</sup> )	2020/21	2021/22	2022/23	
<b>Total process and infrastructure exhaust air</b>	1.14	1.39	1.50	↗

## Greenhouse gas emissions

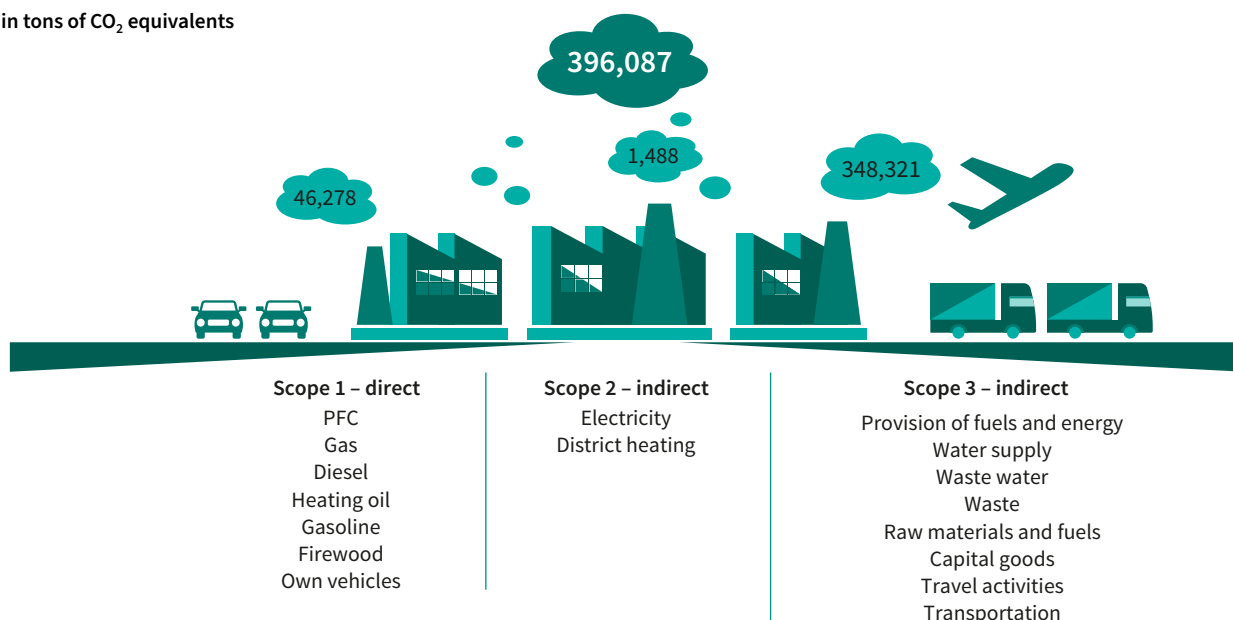
Early on, Infineon developed strategies to reduce energy and material consumption to the level required by the process and to limit CO<sub>2</sub> emissions. Greenhouse gas emissions are classified as Scope 1, 2, and 3. Our classification of direct and indirect emissions into Scopes 1, 2 and 3 is based on the Greenhouse Gas (GHG) Protocol. The calculation of CO<sub>2</sub> emissions is based on the ISO 14000 series of standards. This is underpinned by the British Standards Institution’s Publicly Available Specification (PAS) 2050 guidance on product life cycle assessment and the GHG Protocol’s principles for preparing life cycle assessments (relevance, completeness, consistency, transparency and accuracy).

For Infineon Austria AG, this results in a carbon footprint of 396,087 metric tons of CO<sub>2</sub> equivalents in fiscal year 2023.

The following emissions were included in the calculation of the CO<sub>2</sub> values:

## CO<sub>2</sub> emissions

in tons of CO<sub>2</sub> equivalents



## Scope 1 emissions

The greenhouse gas emissions generated at the site are largely made up of the gases used in production and, to a small extent, natural gas consumption for exhaust gas purification.

Greenhouse gases are used in the semiconductor industry for etching processes to structure wafers and for the cleaning of production facilities. These include the so-called perfluorinated compounds (PFCs), such as perfluorinated and polyfluorinated hydrocarbon compounds, sulfur hexafluoride (SF<sub>6</sub>) and nitrogen trifluoride (NF<sub>3</sub>). These greenhouse gases currently cannot be replaced by other groups of substances. However, the increasing complexity of our production processes is leading to a slightly increased need for greenhouse gases.

We minimize the impact of these gases through exhaust air purification concepts (see IMPRES program) and by using alternative gases from the PFC group, which reduce CO<sub>2</sub> equivalents with higher

conversion rates and lower greenhouse potential. In 2023, the World Semiconductor Council (WSC) voluntarily set a goal to reduce PFC emissions 85 percent by 2030. The so-called reduction rate is calculated as the difference between the potential emissions after the production process without exhaust air purification and the emissions after treatment with exhaust air purification systems. Our voluntary investments in PFC exhaust air purification will enable us to avoid 77.26 percent of our potential direct Scope 1 emissions in fiscal 2023. This equates to the avoidance of 162,818 tons of CO<sub>2</sub> equivalents per year in the past calendar year.

Exhaust air [KPI] (in percent)	2020/21	2021/22	2022/23	
Emission reduction of PFC gases	75.28%	76.30%	77.26%	↗

In addition to greenhouse gas emissions, we determine annual emissions of NO<sub>x</sub>, SO<sub>x</sub>, VOCs, and dust:

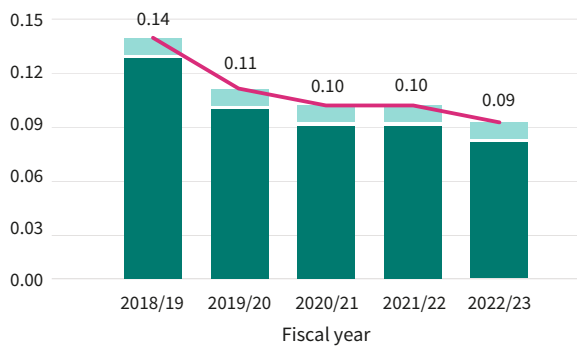
Following the conversion of the site to district heating, SO<sub>2</sub> emissions from fossil fuels are negligible. Indirect emissions from district heating production are not recorded. Emissions from our process exhaust stacks are regularly inspected by assessors as part of the exhaust air measurement concept. All stacks are below the emission limits imposed by the authorities. In fiscal year 2023, 18.23 tons of nitrogen oxides (NO<sub>2</sub>), 5.08 tons of carbon monoxide, 136.39 tons of volatile organic compounds (VOCs) and 8.53 tons of fine particles were emitted.

### Scope 2 emissions

Scope 2 emissions are those caused by the consumption of district heating and electricity. Since 2013, Infineon Austria has been exclusively using electricity from renewable sources, resulting in zero Scope 2 emissions. For district heating, the Scope 2 emissions amount to 1,471 tons of CO<sub>2</sub> equivalents based on the emission factor provided by the supplier (based on market-based accounting). Excluding our own vehicles, this corresponds to greenhouse gas emissions of 0.09 kilograms of CO<sub>2</sub> equivalents per square centimeter of silicon surface produced.

### Greenhouse gas emissions

in kg CO<sub>2</sub>e/cm<sup>2</sup> silicon surface area




- Total greenhouse gas emissions (Scope 1 + 2)
- CO<sub>2</sub> equivalent district heating, natural gas, emergency diesel power
- CO<sub>2</sub> equivalent PFC gases (incl. SF<sub>6</sub>, NF<sub>3</sub>)

### Scope 3 emissions

Scope 3 emissions include emissions for the provision and disposal of all raw materials, consumables and supplies as well as other process media, the transport of goods, travel activities, energy provision activities (e.g. transmission losses) and production service providers. In total, Scope 3 emissions amounted to 348,321 tons of CO<sub>2</sub> equivalents in the reporting year. The following chart shows the breakdown of emissions by source. Input flows are emissions that occur, for example, during the provision of materials. Output flows are emissions generated directly (during production) and through transportation.

### Breakdown of emissions by source 2023

in tons of CO<sub>2</sub> equivalents



# Chemicals and gases

<b>Main indicators</b>	Use of relevant quantities of chemicals and gases (in addition to seveso-related substances, also substances with other environment-related properties)
<b>Most important measures</b>	<ul style="list-style-type: none"> <li>– 35.71% recycled solvent is used in production (see waste)</li> <li>– Use and safety measures to reduce the risk of an incident are taken into account in planning (e.g. by means of FMEA), update of risk assessments in the event of changes in substance quantities or substance type</li> </ul>
<b>Environmental impacts</b>	<ul style="list-style-type: none"> <li>– Impacts during normal operation due to exhaust air, waste and waste water</li> <li>– Impacts in the event of an incident reduced to a minimum through technical and organizational measures (see brochure for site neighbors: <a href="http://www.infineon.com/cms/austria/en/sustainability/">www.infineon.com/cms/austria/en/sustainability/</a>)</li> </ul>
<b>Source</b>	Production processes, production supply (facilities)

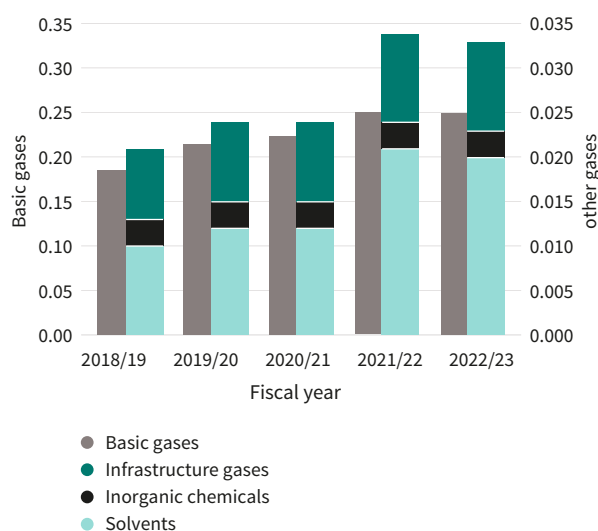
The semiconductor manufacturing process requires a variety of chemicals and other production materials. In front-end production, chemicals are primarily used in surface treatment/technology in the form of material application, removal and structural changes. This means that almost all of the chemicals used end up in the waste, air and water emission streams. The absolute figures are first listed in tabular form below. The interpretation of consumption in relation to production volume is shown in the graph below.

Chemicals and gases (in tons)	2020/21	2021/22	2022/23	↗
Basic gases	103,501	122,545	129,246	↗
Process gases	180	211	263	↗
Inorganic chemicals	4,071	4,911	5,351	↗
Solvents	1,277	1,435	1,746	↗
Paints	29	32	36	↗
Infrastructure chemicals	5,463	10,059	10,494	↗

Both the absolute quantities of chemicals and gases used and the consumption in relation to the silicon surface area produced have risen sharply as a result of the ramp-up of the new chip factory. Over the next few years, the efficiency gains from the ramp-up will be visible in the graph of normalized input quantities.

New process designs, such as point-of-use processes to improve quality, also lead to increased chemical consumption.

**Chemicals and gases**  
in kg/cm<sup>2</sup> silicon surface area



## ENVIRONMENTAL ASPECTS

# Waste

<b>Main indicators</b>	Total waste [t], amount of hazardous waste [t], amount of non-hazardous waste [t]
<b>Most important measures</b>	<ul style="list-style-type: none"> <li>– 44.95% of waste is diverted to recycling (thermal and material) (KPI)</li> <li>– Our wafer delivery boxes are processed at a regional recycling company so that the high-quality plastic can be reintroduced into a materials cycle</li> </ul>
<b>Environmental impacts</b>	Danger to people and the environment in the event of improper waste handling
<b>Source</b>	Production: packaging, equipment, laboratory Infrastructure: Waste water plants, office buildings, kitchen, IT, other waste Construction activities/construction site waste

The Villach site produces waste that is subsequently treated off-site and consists primarily of chemicals, sludge, and household and commercial waste. The proper classification and separation of waste and the use of safe treatment methods in accordance with legal requirements are essential to our waste management. In the last fiscal year, the total volume of waste amounted to 13,672 tons, of which 6,876 tons were classified as non-hazardous and 6,796 tons as hazardous. In addition, nearly 45% of the total waste generated was recycled or incinerated (thermal treatment).

Total waste (in tons)	2020/21	2021/22	2022/23	
Non-hazardous waste	6,153	6,242	6,876	
Hazardous waste	5,128	7,542	6,796	

In addition to the legal requirements, fluctuating production has the greatest impact on the quantities of waste generated and the treatment methods used. Today, there are a variety of technically and economically viable processes for treating waste. The key aspects of our waste management are, of course, the prevention of waste and the preservation of the value of the resources we use through circular economy measures. Infineon also requires solvents for its production processes, which are purified by distillation after use to the extent technically and economically feasible, so that they can be reused as solvents to a significant extent. This reduces both the purchase of new goods and the amount of waste. In fiscal year 2023, 35.71% of solvent requirements were already covered by externally recovered solvent fractions.

Waste (in percent)	2020/21	2021/22	2022/23	
Percentage of recycled materials				
Use of solvents	29.27%	27.17%	35.71%	

Infineon favors recovery methods over disposal methods. As a result, waste is recycled or reused wherever possible, rather than disposed of. In fiscal 2023, 44.95% of the total waste generated was recycled or recovered for thermal treatment. For example, calcium fluoride sludge from the waste water plant is used as a secondary raw material in the building materials industry, while spent sulfuric acid is used for neutralization purposes. Some of the spent solvents are recycled, the rest are incinerated.

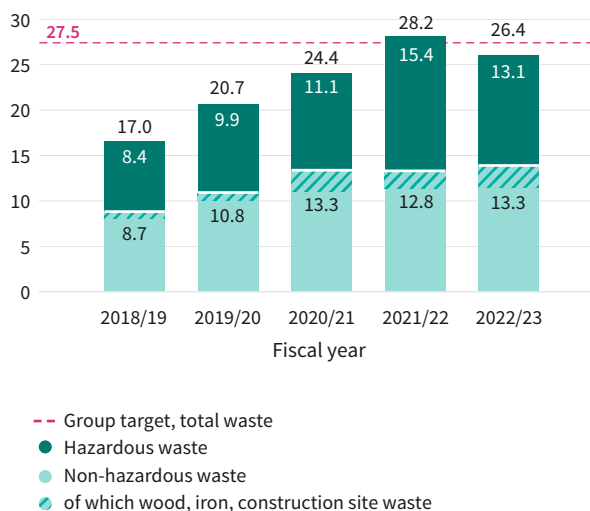
Waste (in percent)	2020/21	2021/22	2022/23	
Percentage of waste sent for recycling/disposal	30.97%	36.28%	44.95%	

The waste-related data is primarily derived from the invoices of the licensed waste management companies and is collected, compiled and monitored internally as part of our IMPRES management system. A Group-wide working group is investigating potential savings in waste management.

The following graph provides an overview of the development of the amount of waste in relation to the silicon surface area produced at the site. The waste indicator excluding wood, iron and construction site waste has also been included in this graph to show the impact of construction site activities on Infineon's defined global target of 27.5 g/cm<sup>2</sup>.

## Total waste

in g/cm<sup>2</sup> silicon surface area



The increase in waste volumes in fiscal year 2021/2022 was attributable, inter alia, to an increase in the waste components of aqueous concentrates and sulfuric acid. This was due to the ramp-up of Hall 18, which is of course still inefficient in this initial ramp-up phase, but will improve noticeably over the next few years with the logical increase in efficiency to 100% capacity utilization. A reduction in hazardous waste was already achieved in fiscal year 2022/2023 due to a reduction in the volume of aqueous concentrates. As a result of this ramp-up and other construction activities at the site, our waste indicator in fiscal year 2021-2022 was above the Group's target of 27.5 g/cm<sup>2</sup> for the first time. It should be noted that the target of 27.5 g/cm<sup>2</sup> silicon surface area applies to the entire Infineon Group and has been achieved (see Sustainability Report of Infineon AG). The waste indicator improved again in the past fiscal year due to a reduction in construction activities and ramp-up phases.

## Non-hazardous waste

In the fiscal years 2021, 2022 and 2023 the main non-hazardous waste components > 100 tons were:

Non-hazardous waste (in tons)	2020/21	2021/22	2022/23	
Calcium flouride slurry (CaFS)	3,358	3,531	4,010	↗
Household and commercial waste	641	653	717	↗
Contents of grease separators (kitchen)	323	381	345	↘
Iron and steel waste (commercial scrap metal)	247	246	273	↗
Waste paper	183	194	197	↗
Biogenic waste	172	172	172	→
Wood waste	771	637	637	→
Construction site waste	131	120	180	↗

The following overview of the main occurring components of non-hazardous waste in their recycling streams is intended to show the development of the division into thermal and material treatment. A breakdown reveals the following distribution. This table shows the change in recycling of wafer boxes from incineration (thermal treatment) to material recycling (approximately 130 tons).

Non-hazardous waste from production (in tons)	2020/21	2021/22	2022/23	
Total non-hazardous waste	3,833	4,013	4,565	↗
of which recovered	3,684	3,995	4,542	↗
of which incinerated	139	7	8	↗
of which disposed of	10	12	15	↗

For non-hazardous waste from nonproduction areas, an increase in thermal treatment and a decrease in disposal are visible from fiscal year 2022 onwards. This change is due to the change in the allocation of the waste component household waste from disposal to thermal treatment.

Non-hazardous waste from areas outside production (e.g. peripherals, facilities, office space) (in tons)

	2020/21	2021/22	2022/23	
Total non-hazardous waste	1,366	1,396	1,469	↗
of which recovered	543	583	569	↘
of which incinerated	40	657	720	↗
of which disposed of	783	128	180	↗

The decrease in thermal treatment in the area of packaging is due to the lower volume of the wood fraction in fiscal year 2021/22. Due to construction activities and ramp-up phases (the introduction of new production facilities, which account for the majority of wood packaging), there was an increase in volume, which will decrease again in the coming fiscal years.

Non-hazardous waste – packaging (in tons)

	2020/21	2021/22	2022/23	
Total non-hazardous waste	955	860	842	↘
of which recovered	183	202	204	↗
of which incinerated	772	657	637	↘

## Hazardous waste

In the fiscal years 2021, 2022 and 2023 the main hazardous waste components > 100 tons were:

Hazardous waste (in tons)	2020/21	2021/22	2022/23	
Solvent mixtures	672	912	956	↗
Spent acids (sulfuric acid)	1,336	1,834	2,768	↗
Other aqueous concentrates	2,749	3,850	1,774	↘
Ammonium fluoride	0	126	0	↘

The increase in hazardous waste in fiscal year 2021/22 was mainly due to the fractions of other aqueous concentrates and can be explained by the expansion of production. In the past fiscal year, a further phase of ramp-up and improved collection took place, resulting in a significant increase in the spent acid fraction. This waste fraction is used as a secondary raw material in the form of material recycling in other industries. At the same time, the main fraction of aqueous concentrates was significantly reduced by changing the capacity utilization of certain production facilities during the year, and a separate internal treatment line was installed for the partial flow of aqueous concentrates in waste water treatment.



Accordingly, this waste fraction will continue to decrease in the coming fiscal years. Until fiscal year 2021/22, ammonium fluoride was treated internally. However, due to the ramp-up, internal treatment capacity was quickly exhausted and ammonium fluoride had to be disposed of externally.

Solvents have already been successfully distilled off-site since 2009. Now, four fractions (PGMEA, CP, NMP, and DMF) are sent for recycling, with typical recycling rates of about 70 percent. Another solvent (BDG) has been collected and recycled separately since 2023 (see environmental projects 2023-2024).

Overall, this shows a positive trend towards increased material recycling. Below is a summary of the hazardous waste generated by the site, broken down into the main components and their respective recycling flows:

Hazardous waste from production (in tons)	2020/21	2021/22	2022/23	
Total hazardous waste	4,865	7,267	6,658	↘
of which recovered	1,374	2,349	3,427	↗
of which incinerated	742	935	982	↗
of which disposed of	2,750	3,983	2,249	↘

The renewed decrease in hazardous waste from non-production areas is due to waste electrical and electronic equipment, the recycling of which has returned to previous years' levels.

Hazardous waste from areas outside production (e.g. peripherals, facilities, office space) (in tons)	2020/21	2021/22	2022/23	
Total hazardous waste	217	226	95	↘
of which recovered	86	48	23	↘
of which incinerated	9	14	7	↘
of which disposed of	123	163	65	↘

Hazardous packaging waste includes contaminated stained glass, plastic packaging, and containers used to supply chemicals in manufacturing (e.g., drums containing residual solvents).

Hazardous waste – packaging (in tons)	2020/21	2021/22	2022/23	
Total hazardous waste	45	49	43	↘
of which recovered	32	34	25	↘
of which incinerated	13	16	19	↗



**Did you know that...**

... by using reusable transport boxes, Infineon has been saving not only packaging material but also a lot of money since 2015?



## ENVIRONMENTAL ASPECTS

# Land use and biodiversity

<b>Main indicators</b>	Sealed areas [m <sup>2</sup> ], Subsoil preparation [m <sup>2</sup> ]
<b>Most important measures</b>	– Inventory and site expansion – Reforestation projects
<b>Environmental impacts</b>	Impact on humans, flora and fauna (biodiversity)
<b>Source</b>	Soil sealing due to buildings and traffic/shunting areas

Due to the development of the site over the past 50 years, plant expansions are an important issue for our global economic competitiveness. The land required for this purpose is made available in accordance with the relevant official procedures, with due regard for the environment and the neighborhood.

The total area covered by the site during the 2023 reporting period, including roads and pathways, was approximately 284,000 m<sup>2</sup>, with approximately 62,000 m<sup>2</sup> of leased space. The green space (lawns, vegetation) amounts to approx. 45,000 m<sup>2</sup>. The total sealed area of the site, including the areas covered by buildings, amounts to around 176,000 m<sup>2</sup>.

The remaining approximately 63,000 m<sup>2</sup> consists mainly of parking areas with infiltration systems, drainage ditches and embankments and unpaved gravel surfaces (prepared sites).

The new buildings and additions (20,000 m<sup>2</sup> for the new chip factory and 4,000 m<sup>2</sup> for the R&D building) at the Villach site in recent years were largely built on existing parking areas. Bushes and woods were cleared to make way for new infrastructure buildings and the plant access road. These areas were replaced by Infineon in several ways: In consultation with the Carinthian Provincial Government (Environment, Energy and Nature Conservation Department) and the forestry authority, so-called substitute habitats such as biotopes and wet meadows were created.



Infineon acquired approximately 2.100 m<sup>2</sup> of natural space to the east of the daycare center in order to secure this as a pure natural area.

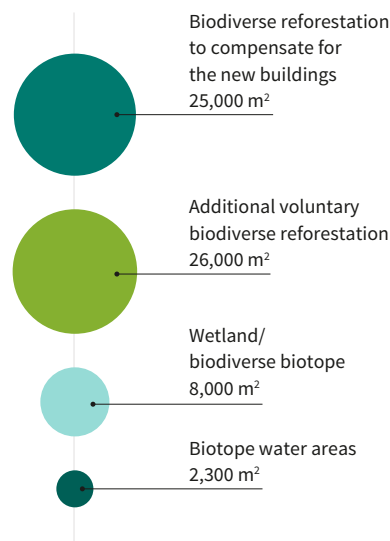
In addition, reforestation projects were carried out in coordination with the authorities to compensate for the additional sealed or built-up areas of 36,000 m<sup>2</sup> required as a result of the site expansion. Infineon financially supported the creation of new forest areas that focus on quality rather than square meters. The resulting cultivations are deemed to be of higher ecological value than the cleared forests, and a lot of effort has been put into protecting them from game browsing.

In a compensation assessment, these areas correspond at least to the area cleared, although the much larger portion of the reforestation is due to Infineon's voluntary commitment. The project mainly involved reforesting areas that had been affected by bark beetles, storms or heavy rainfall events. Bio-diverse mixed forests (larches, sycamores, silver firs, common oaks, mountain ash) were planted. In addition, one of these reforestation projects served as slope stabilization for a previously washed-out forest road. In the reporting year 2023, an additional 2,000 trees were planted on an area of approximately 1.5 hectares on the Oswaldiberg near Villach. These include rare and ecologically valuable tree species such as Norway maple, sorb tree, and wild service tree. In addition, flowering shrubs were planted along the edges of the areas to provide food and shelter for bees, insects and birds. With its voluntary reforestation initiative, Infineon is creating a mixed forest here that is adapted to the climate. A weather station with sensors was also installed to provide valuable microclimate data.

## Bio-diverse natural habitat

In consultation with the Carinthian Provincial Government (Department for Environment, Energy and Nature Conservation) and the forestry authority, a so-called replacement habitat was also created directly near Infineon, east of the kindergarten. A biotope (approx. 2,300 m<sup>2</sup> of water surface) as well as terrain and wet meadows of around 8,000 m<sup>2</sup> ensure a pure bio-diverse natural space, creating new habitats that were lost decades before Infineon settled due to river straightening.

## Infineon Austria financed measures on external sites

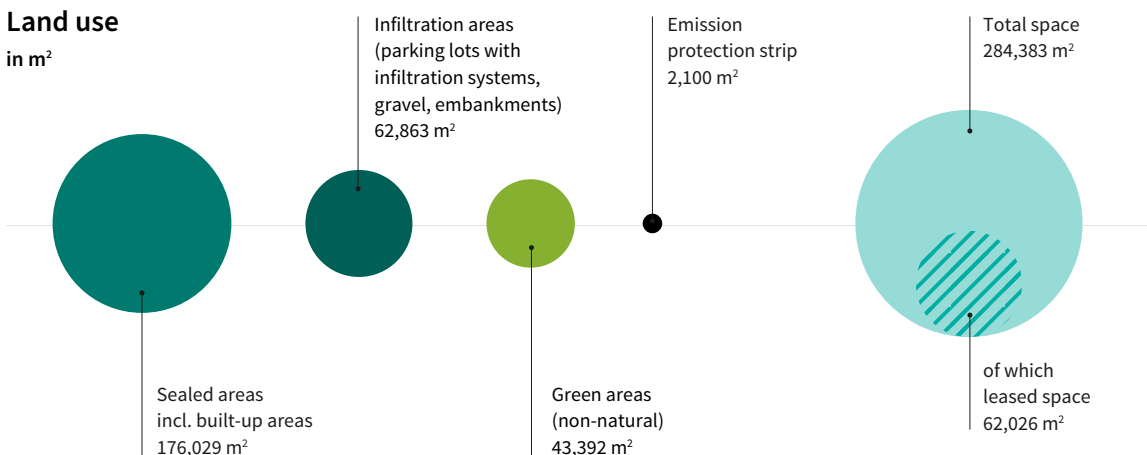


### Did you know that...

... together with Arge Naturschutz, Infineon has already planted 3,700 trees, created 100 nesting places for birds and insects in Villach and is protecting frogs, hedgehogs and other small animals through small animal tunnels and counting campaigns?

## Land use

in m<sup>2</sup>



# Water consumption and waste water

<b>Main indicators</b>	Water withdrawal [m <sup>3</sup> ], waste water quantity [m <sup>3</sup> ]
<b>Most important measures</b>	<ul style="list-style-type: none"> <li>– Adaptation and expansion of waste water treatment system to meet operational requirements and make use of state-of-the-art technology</li> <li>– Load monitoring of various ingredients carried out; integrated into water legislation procedures</li> </ul>
<b>Environmental impacts</b>	Impacts on surface waters and groundwater bodies
<b>Source</b>	Production processes (wet chemical processes, grinding/sawing), wet scrubbers/ abatements, component cleaning

The Villach site covers most of its water supply from its own wells. As a result of the expansion of operational facilities and shifts in technology, depending on production, almost 50 percent of this self-supplied water is treated with the aid of special equipment, resulting in ultrapure water for production. The water used to cool these production and infrastructure facilities is also extracted onsite.

We source drinking water and water for sanitary installations from the local utility provider.

In the course of the ongoing plant expansions and the resulting additional demand for process and cooling water during commissioning and ramp-up of the new factory, there is close coordination with the authorities.

According to ESIA, water consumption was reduced by 7% compared to the previous year, largely due to various adjustments to the cooling water systems. Water consumption as reported by ESIA is the sum of the consumption of municipal water and groundwater (own wells) minus the consumption of cooling water.



As with waste, there is a Group target for this area (8.5 l/cm<sup>2</sup> wafer area (calculated according to ESIA)), which has been met on a global level (see Sustainability Report of Infineon AG). However, the Villach site is still slightly above this value due to the ramp-up phase of the new chip factory starting in 2020/21, as there is an additional demand for water during the installation and ramp-up of the production facilities and the associated infrastructure. This should return to normal once the new factory is operating at full capacity, and the Group's target should therefore be achievable.

Infineon in Villach is investigating several options to improve the efficiency of its water consumption. A pendant water pipe is currently being installed to connect the production halls to reuse the thermal water from the existing production facility in the new production hall.

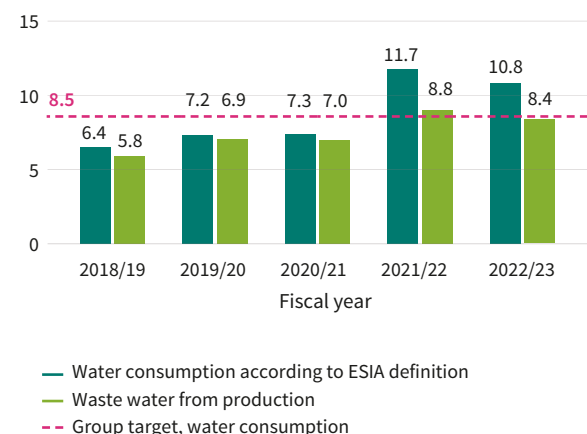
Contaminated waste water from production is purified in our internal waste water treatment plant, which is equipped with state-of-the-art automatic online analysis functions and corresponding retention basins.

Waste water, both the direct discharge into the River Gail and the indirect discharge into the municipal sewage treatment plant, is inspected by an external expert every six months. The limit values laid down in the official rulings are observed.

Waste water and cooling water (in m <sup>3</sup> )	2020/21	2021/22	2022/23	
Waste water	3,215,411	4,323,860	4,360,807	↗
Waste water requiring treatment	2,420,069	3,253,082	3,385,195	↗
Direct discharge	795,342	1,070,778	975,612	↘
Cooling water	1,239,736	1,635,198	2,989,161	↗

### Water consumption and waste water from production

in l/cm<sup>2</sup> silicon surface area



# Noise

<b>Main indicators</b>	Noise emissions from operating facilities
<b>Most important measures</b>	<ul style="list-style-type: none"> <li>- Continuous noise measurements at three control points with data recording at the site boundary</li> <li>- Recording of the sound pressure level values and the level values of the one-third octave spectrum</li> <li>- Monitoring the sound level values in relation to the limits at the site boundary</li> <li>- Implementation of individual acoustic measures in the event of operational changes</li> <li>- Traffic movement via a main access and exit road leading from the public highway on the side of the plant away from the neighborhood</li> <li>- Dialog-oriented and personal communication with site neighbors</li> </ul>
<b>Environmental impacts</b>	Noise pollution of local residents due to production, construction sites, traffic, etc.
<b>Source</b>	<ul style="list-style-type: none"> <li>- Cooling towers</li> <li>- Chimneys (silencers)</li> <li>- Ventilation systems (supply and exhaust air via silencers)</li> <li>- Traffic on the plant premises</li> <li>- Parking areas</li> </ul>

The system components located outside the buildings are critical to the immissions in the neighborhood. The parking lots around the plant are well connected to the public road network.

Infineon Austria maintains an up-to-date noise emissions log. Most noise-generating equipment (compressors, cooling units, heating equipment and vacuum pumps) is located in enclosed supply rooms. The provided and expanded parking areas direct the arrival and departure of employees and relieve the surrounding area. These activities are embedded in

an overall traffic concept that is coordinated with the authorities and local residents. Noise levels at the site boundaries are within the officially stipulated levels and are controlled regularly. Since the fall of 2022, stationary sound level measuring stations have been installed and put into operation at three significant points (south-west, south-east and north) along the perimeter fence in order to have a permanent overview of exceptional sound events in the direction of the nearest neighbors. The objective is to be able to counteract such sound events as quickly as possible.





# Indirect Environmental Aspects

Indirect environmental aspects are those that we cause and can influence to a certain extent. This includes the positive environmental impact that results from the use of our products. But also the way our employees travel to and from work, or the environmental performance of our suppliers.

# Added value through sustainable products

Technologies that do more while using fewer resources and reducing emissions are an important key to greater sustainability and solving climate-related challenges. “More from less” is the approach with which Infineon also contributes to developing better solutions for the issues of our time and actively helps to shape a future worth living. Infineon’s semiconductors and microchips improve the energy efficiency in many applications: For example, they lower energy consumption in computer centers and allow for emission-free and secure mobility as well as the efficient generation of solar and wind energy. With a market share of 20.6 percent (source: Omdia, September 2023) the Infineon Group is the world market leader for these power semiconductors, also known as energy-saving chips.



## Decarbonization and digitalization

In Villach, research, development and production of power semiconductors made of silicon (Si), silicon carbide (SiC) and gallium nitride (GaN) go hand in hand. The site is home to the global competence centers for power electronics and new semiconductor materials (SiC and GaN). Infineon’s strategic “product-to-system” approach combines hardware and software to provide the most efficient solutions and enable decarbonization in many applications. In this way, Infineon makes a valuable contribution to higher energy efficiency, the achievement of climate targets and the European Green Deal. Some product examples using Austrian know-how are highlighted below. The products and services might harm the environment during use and disposal. However, these effects are not, or only to a certain extent, under the control of the company.

### Did you know that...

... Infineon’s “product-to-system” approach optimizes the interaction of hardware and software to improve the performance, safety and energy efficiency of applications and enable decarbonization?

## Energy from wind and sun


Infineon semiconductors support the generation of electricity from renewable energies such as solar and wind power, reduce energy losses, increase performance and enable efficient feeding into the power grid. Infineon currently supplies the top 10 manufacturers of photovoltaic systems and the top 5 manufacturers of wind turbines. New semiconductor materials such as SiC are extending the energy efficiency benefits of power semiconductors. For example, novel hybrid solar inverters with Infineon SiC chips achieve an efficiency of more than 98 percent. Thanks to multiflow technology, the energy generated can also be used to heat water, charge electric cars and connect to external systems. Bi-directional energy flow solutions can combine solar systems, home storage, and charging stations into a holistic system. The electric car is charged by solar energy and can also be used to store energy for the home power grid. Power semiconductors enable the expansion of renewable energy and the energy-efficient storage and use of green electricity.

## Environmentally-friendly mobility

Infineon's power electronics are used in drive systems for above-ground and underground trains as well as in hybrid or e-cars, e-bikes or e-scooters. In segments such as electric drive, charging, battery management and other electrified systems in vehicles, Infineon solutions increase the efficiency of the overall system and contribute to emission-free mobility. The VW ID.4 contains more than 50 Infineon semiconductors, including the heart of the electric powertrain, a power module from the HybridPACK™, microcontrollers and driver ICs. Through active battery management, Infineon semiconductors can improve the capacity, range and lifetime of batteries by more than ten percent. Infineon's "CoolSiC™" technology in e-charging stations shortens charging times to around ten minutes (depending on the type of vehicle). Infineon's system solutions can also combine energy efficiency, maximum reliability and long service life in rail transportation, from trams to high-speed trains. When used in trams, SiC power semiconductors reduce energy consumption by ten percent. They also reduce operating noise.

## Smart Home & Smart Building

Energy-efficient appliances and smart buildings reduce energy consumption while improving occupant comfort. Infineon's inverter technology reduces energy consumption in refrigerators by up to 40 percent. Inverter technology also ensures greater energy efficiency in induction stoves, air conditioners, power tools, fans and pumps, as well as LED lamps. With Infineon sensor technology, climate protection and efficiency improvements can also be implemented in the building sector. Presence sensors can, for



example, determine whether and how many people are present in a room and automatically regulate lighting, ventilation and room temperature based on this information. This reduces energy requirements and at the same time increases the comfort of living, working and being in the respective areas.

## Wireless charging

Infineon enables wireless charging with innovative chip solutions that transfer power from the charging station to the device as quickly and efficiently as possible. The majority of this technology is developed and produced in Villach. Furthermore, several devices can now be charged at the same time by a single charging station. These include smartphones, tablets and notebooks as well as wearables. Low-voltage devices such as power tools, domestic appliances, toys and medical equipment benefit from this trend. Infineon offers product solutions for charging stations and adapters which ensure optimum wireless power transfer to various receivers.

## Energy efficiency in the "Internet of Things"

In the "Internet of Things", devices and systems are also becoming increasingly networked. According to estimates, 75 billion devices will already be networked by 2025. In order to limit the expected increase in power demand from computer centers and transmission networks and to ensure a smooth flow of data, high-performance and yet extremely energy-efficient power supplies are essential. Infineon offers the semiconductor solutions needed to do this. At present, around 50 percent of the world's servers use Infineon power semiconductors from Villach for efficient power conversion.

### Did you know that...

... more than 50 percent of all computer centers worldwide contain energy-saving chips made by Infineon?



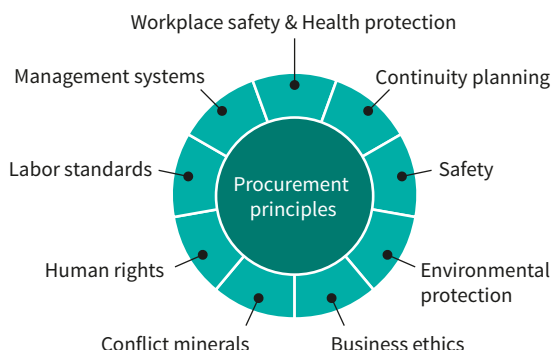
# Responsible procurement

Long-term partnerships between Infineon and its suppliers are a core element of the company's philosophy. When evaluating existing suppliers and selecting future suppliers, compliance with our requirements in the areas of environmental protection, occupational safety and corporate social responsibility (CSR) is extremely important to us. Group-wide supplier management allows for a transparent and uniform procurement system. Suppliers are regularly re-evaluated to enable supplier development.

## Supplier Code of Conduct

Infineon's Supplier Code of Conduct is based on internationally recognized guidelines such as the principles of the UN Global Compact, the standards of the Responsible Business Alliance (RBA), the principles of the International Labor Organization and our Business Conduct Guidelines. In 2023, the risk management system for human rights and environmental issues in the supply chain was further developed and cooperation with the platform providers IntegrityNext and RBA was strengthened. Through this collaboration, Infineon is actively committed to strengthening international standards in global supply chains.

## Supplier Code of Conduct



## Central supplier management

All suppliers are uniformly recorded and continuously evaluated via a supplier management portal. In 2023, the Infineon Group reassessed 360 strategic suppliers, representing more than 70 percent of its purchasing volume. One of the criteria for the reassessment was suppliers' activities related to CO<sub>2</sub> measurement, targets and reduction measures. The goal is to further increase the transparency of our suppliers. At the Villach site, the majority of the main suppliers already have a certified environmental management system in place.

## Environmental sustainability in the supply chain

With the publication of Infineon's climate targets for 2020, an initiative was launched in which Infineon works together with its suppliers to promote environmental sustainability and climate protection in the supply chain. Its work focuses in particular on Scope 3 emissions and the circular economy. Particularly in the case of regional site projects, procurement is a key supporter of sustainability issues, such as the company's "Green Way" mobility program, the hydrogen research project, or the contract for the use of recyclable printed circuit boards. The Infineon Group's cooperation with its suppliers in the area of climate protection was also recognized in fiscal year 2023 by inclusion in the Supplier Engagement Leaderboard of the non-profit organization CDP.

### Did you know that...

... Infineon works closely with suppliers to systematically promote environmental sustainability and climate protection in the supply chain?

# Holistic “Green Way” mobility scheme

The “Green Way” mobility project was launched in 2016 and has developed from operational activities into a holistic mobility scheme that takes into account interactions with the region as well as cooperation with external stakeholders. Accordingly, Infineon is very committed to improving public transportation and coordinates its related efforts with the city, the state and the transportation companies. Infineon also supports the expansion of the bicycle path network. Infineon is cooperating closely with companies, authorities and relevant networks (e.g. motor clubs) in joint projects and coordination efforts to improve mobility offers and promote the overall attractiveness of the region.

This benefits not only the employees, but also suppliers, service providers and the entire residential and tourist region of Villach. Infineon Austria promotes environmentally friendly ways for employees to get to work.

This includes comprehensive activities such as

- Promoting cycling through high-quality parking facilities and an increased number of bike cages immediately next to the entrances around the site
- E-mobility: Expansion of the e-charging infrastructure at the site for private and company vehicles
- Infineon “Climate Ticket”: Free ticket for commuting to and from work by public transport
- Ongoing mobility analyses and involvement in networks relevant to the topic
- Support and coordination with city and state to improve public transport connections

## Did you know that...

... Infineon employees receive the climate ticket for their federal state free of charge or a cost subsidy of €620 for the climate ticket for Austria? This promotes public transportation and environmentally friendly commuting.



## Dialog-oriented implementation

In addition to the goal of creating attractive and sustainable mobility options for employees, measures are also being taken to regulate traffic and reduce the burden on the surrounding area in the spirit of the “Green Way”, especially in the context of the expansion of the site. For this purpose, a task force consisting of experts from the federal government, the state and the city as well as from Infineon was established already during the preparation phase in order to take traffic measures into account at an early stage and within the scope of legal possibilities. The implemented concept includes traffic control measures (e.g. roundabouts, the new Infineonstraße, wide bicycle paths, the parking garage) as well as elements that relieve and protect the surrounding area (e.g. noise reduction measures with the active involvement of local residents or measures to protect animals and the environment, such as amphibian and small game passages).

## E-transport

The expansion of electromobility for logistics marks another step toward climate neutrality. In total, 72 charging points are now provided for logistics as well as private and company vehicles. Approximately 100 charging points are already available throughout Austria.

## Environmentally-friendly commuting

Approximately 800 Infineon employees already come to work by bike. With the “Climate ticket”, Infineon offers all employees and temporary workers free travel to work on public transport: It is now used by more than 1000 employees in Austria. In Carinthia alone, usage has increased rapidly to more than 600 tickets in just a few months, which is also due to the expansion of public transport services. Our employees can also use the climate ticket for their private mobility. In this way, Infineon contributes to a comprehensive change in mobility habits.

## “Green Way” as a best practice

Thanks to close cooperation with the city, the state, the transport association and the operators, the Villach site is now directly served by nine regional and municipal bus lines. In urban bus transport, even more people were reached thanks to a good frequency, better transfers and improved routing. This is supplemented by regular mobility analyses in order to be able to design future offers attractively. “Green Way” was presented in the UN Guide 2020 as a best-practice example and shows how regional cooperation and attractive company services can encourage the use of public transport or bicycles and the transition to environmentally-friendly mobility.





ENVIRONMENTAL PROGRAM AND ENVIRONMENTAL GOALS

# Environmental Protection in Action

Already today, Infineon is actively contributing to climate protection on many levels. With regard to PFC emissions, Infineon Austria has already achieved a reduction of more than 77 percent by the end of the 2023 fiscal year. Our goal is to further reduce these emissions.

# Our Goal of CO<sub>2</sub> Neutrality

The Infineon Group has set itself the goal of achieving CO<sub>2</sub> neutrality for both Scope -1 and Scope 2 emissions by the end of the fiscal year 2030. By the end of fiscal year 2022/23, the Group's Scope -1 and Scope -2 emissions were already 56.8 percent below the emissions of the base year 2019. The company plans to reduce emissions by 70 percent against 2019 levels by 2025. The main focus will be on avoiding direct emissions and measures for intelligent exhaust air purification. In order to further reduce emissions, the Infineon Group plans to switch to 100 percent green electricity with a certificate of origin in the medium term. Infineon Austria in Villach is already a pioneer in this regard: Since 2013, 100 percent of the electricity used has come from renewable energy sources.

Our approach to achieving CO<sub>2</sub> neutrality is based on the purchase of green electricity with proof of origin and the reduction of PFC emissions through the application of a global standard.

PFC gases are necessary process gases for the semiconductor industry that cannot be substituted. They have a high greenhouse potential, which is why PFC gases are more essential for Infineon's climate target than direct CO<sub>2</sub> emissions from fossil fuels. Infineon

has been striving for years to reduce direct emissions to the necessary minimum and has already made significant investments in exhaust air purification.

An analysis method (a so-called ABC analysis) has been developed and introduced throughout the Infineon Group that makes it possible, among other things, to calculate PFC gas emissions more precisely and thus also to find potentials in the entire exhaust gas chain where improved cleaning systems are necessary and useful. The European sites have a very high level of PFC gas purification, although the Kulim (Malaysia) site has also reached the same level in 2022. The focus is now on the Austin (USA) site, where the first systems are ready for installation. However, investments are also still being made in the existing plants in Villach, Regensburg and Dresden in order to further reduce direct emissions there as well. In order to promote further projects such as these, an internal CO<sub>2</sub> price was introduced as a steering instrument for the evaluation of measures. It serves as an additional internal incentive to support our sustainability ambitions. This is an issue that is expected to evolve over the next few years, based on early implementation results.

## IMPRES Goals

The integrated management system IMPRES ("Infineon Integrated Management Program for Environment, Energy, Safety and Health") sets concrete goals in the areas of environment, energy, as well as occupational safety and health protection. The overarching goal of CO<sub>2</sub> neutrality in the area of environmentally relevant targets has already been explained. In addition, management has also set targets in the areas of water and waste. In the area of water consumption, for example, a concept is being developed to reduce water consumption. The target of 8.5 l/cm<sup>2</sup> wafer area was maintained for fiscal year 2022/23. With respect to waste, the amount of waste relative to wafer area produced is expected to continue to decrease as the new chip factory reaches full capacity.

----- see Glossary, from page 58

# Our environmental projects

At the Villach site, the IMPRES program is based on the objectives formulated in the Infineon Group's policies on environmental protection, energy management, workplace safety and health protection. The catalog of goals and actions is reviewed, adjusted and defined based on the corresponding input and output analyses and the environmental aspects of the site that have been identified as essential.

The projects associated with the individual goals as well as the related measures, deadlines and responsible parties are also determined as part of the same process.

The following are the projects derived for the fiscal year 2022/23.

Area	Objective of the measure	Description of the measure	Status	End date Status (%)
Waste	Increase in solvent recycling to include additional fractions	In April 23, another fraction (BDGA) was included in recycling	Separate collection system in place and operational, qualification of recycled BDG using photographic technology underway	Oct. 2023 100%
	Renewal of technology in EPI scrubbers to improve stability	Ongoing new installation of EPI scrubbers	Project will continue until FY 2023/24	Oct. 2024 75%
Exhaust air	Reduction of NH3 emissions	Replacement NH3 scrubber H15 (redundancy plant)	Project on hold → major current reconstruction in hall H15 by project team	0%
	Reduction of waste water for external disposal from 70 t/week to 5 t/week → CO <sub>2</sub> savings transportation	<ul style="list-style-type: none"> <li>– Purchase of a copper treatment plant: reduces the quantities of aqueous concentrates</li> <li>– Reduction of IBC containers to be disposed of</li> </ul>	<ul style="list-style-type: none"> <li>– Contract awarded, detailed planning completed</li> <li>– first container insertions and assemblies 4/23</li> <li>– Commissioning has been in progress since 10/23</li> </ul>	Dec. 2024 90%
Waste water	Further reduction of the fluoride load in indirect discharge	Expansion of treatment capacities B27 and construction of a treatment for rinse water planned	<ul style="list-style-type: none"> <li>– Waste water extension B27 awarded (completion 01/24)</li> <li>– Transfer concentrate treatment B24 → B27 03/24</li> <li>– Rinse water treatment B24 not yet started</li> </ul>	Oct. 2024 50%
	Heat recovery	Construction of a heat recovery system H13a and piping to energy centers B01 and B13, including control system	Planning completed, Request for proposal with suppliers	Sept. 2024 40%
Energy efficiency				

Area	Objective of the measure	Description of the measure	Status	End date Status (%)
Energy efficiency	Definition of building standards	Implementation of defined ecological building standards at Infineon Austria	Standard definition ongoing	Sept. 2024 20%
	Onsite production of green hydrogen	Installation of an onsite hydrogen generation system with electrolysis system by Linde	<ul style="list-style-type: none"> <li>- System has been delivered and is in the start-up phase</li> <li>- Start of the demonstration phase</li> <li>- Start planned for mid-May</li> <li>- Operation planned Q4 FY24/25</li> </ul>	Sept. 2024 50%
	Reduction of energy demand or energy costs to heat the water needed in the chip factory	Project "Hot DI": Create a decentralized water heating system with on-demand distribution to machines that actually need warmer water	Initial evaluation completed. Project idea handed over to head office. All projects are brought together here and presented centrally to management.	Aug. 2024 5%
	Increase in the use of renewable (self-generated) energy through PV system	Installation of a PV system on the new logistics building	<ul style="list-style-type: none"> <li>- System installed on the roof. Planned yield ~120MWh/a</li> <li>- Commissioning planned for 03/24</li> </ul>	May 2024 75%



Area	Objective of the measure	Description of the measure	Status	End date Status (%)
Mobility	Expansion of e-mobility charging options	The e-charging stations will be further expanded as part of a cross-site concept.	<ul style="list-style-type: none"> <li>– Expansion in parking garage 2 is currently being planned</li> <li>– Phased roll-out up to 390 charging points</li> <li>– Start of construction fall 2024</li> <li>– End of planning January 2024</li> </ul>	Dec. 2024 25%
	Expansion of the cycling infrastructure	Ongoing discussions with the city of Villach to improve bike paths to Infineon	<ul style="list-style-type: none"> <li>– Roundabout with subsequent cycling solution is being implemented</li> <li>– Further paths are being evaluated</li> </ul>	Dec. 2024 75%
	Promotion of the use of bicycles for commuting	Implementation of the “Jobbike” project	RFP and bid review completed; contract drafting with payroll in progress	Dec. 2024 75%
	Increasing environmentally friendly mobility on the way to work	Implementation of an awareness campaign	Campaign launched and successfully executed in FY 22/23	Sept. 2023 100%
Nature conservation	Promotion of biodiversity	Voluntary reforestation of an area of 1.1 hectares in cooperation with the District Forestry Inspectorate and Arge Naturschutz with special consideration of biodiversity aspects in Oberwollanig.	Ongoing	Dec. 2024 50%
Water	Water consumption reduced by 155 m <sup>3</sup> /h at full capacity	Pendant line project: Creation of a pendant water pipe to connect the production halls. Thermal water from the existing production is to be reused in the new production hall	Planning is completed, project implementation is underway	March 2024 50%
	Potential savings DI water	Development of tool and recycling strategies	Feasibility studies underway	Sept. 2025 5%





Area	Objective of the measure	Description of the measure	Status	End date Status (%)
Communication	Target group and dialog-oriented information of local residents and interested stakeholders about Infineon Austria's ESH activities	<ul style="list-style-type: none"> <li>– Update of brochure for site neighbors (02/23)</li> <li>– Neighborhood newsletter “Infineon News”, two issues/year</li> <li>– Communication of sustainability &amp; CSR activities via the website and active media work</li> </ul>	Ongoing publication in print and online format <a href="http://www.infineon.com/nachhaltig-austria">www.infineon.com/nachhaltig-austria</a> <a href="http://www.infineon.com/austria">www.infineon.com/austria</a>	Aug. 2023 100%

# Glossary

## Explanation of Terms

<b>Audit</b>	Systematic and documented verification process within the company to identify and evaluate data and processes
<b>Back-end production</b>	This is where chip separation, testing and encapsulation take place.
<b>BDG</b>	The solvent butyl diglycol
<b>Clean room</b>	Used for the production and inspection of micro-mechanical and electronic components and systems subject to particular requirements, e.g. particle-free environments
<b>Class 1 clean room</b>	Class 1 is the highest grade of clean room; i.e. with the lowest maximum permitted particle concentration. Maximum permissible concentration (particles/m <sup>3</sup> ) is equal to or lower than 10 ( $\geq 0,1 \mu\text{m}$ )
<b>Climate ticket</b>	In Austria, the climate ticket allows the use of all scheduled transport services (public and private railways, urban transport and transport associations) in a given area: regional, supra-regional and nationwide.
<b>CMP</b>	Chemical-Mechanical Polishing
<b>CO<sub>2</sub> equivalent (CO<sub>2</sub>e)</b>	CO <sub>2</sub> = the chemical formula for carbon dioxide; as different greenhouse gases have different climatic impacts, a common unit is needed to compare them. This unit is referred to as a CO <sub>2</sub> equivalent and is calculated based on the amount of emissions of a particular gas multiplied by its climatic impact factor
<b>CP</b>	Cyclopentanone = an organic solvent
<b>DI water (fully demineralized water)</b>	Deionized water, ultrapure water
<b>DMF</b>	The solvent dimethyl formamide
<b>DRO</b>	Disaster Response Organization
<b>ECD production line</b>	Electro Chemical Deposition (electrochemical metallization), production line for wafer processing
<b>EMAS</b>	Eco Management and Audit Scheme (eco-auditing system of the European Union)
<b>EMAS-III-VO</b>	Legally binding regulation for EMAS organizations, which was extended in 2018 to include Annexes 1–3 – Annexes I–III of which were updated in 2017 and Annex IV in 2018
<b>E-mobility</b>	Promotion of energy-efficient electric and hybrid vehicles and expansion of the electric charging infrastructure
<b>Environment (according to ISO 14001)</b>	The surroundings in which the company or parts thereof are active; including among others: air, water, land and other natural resources, people and nature as well as their mutual interactions

<b>Environmental aspects</b>	The elements of a company's activities, products or services etc. or its sub-areas, which interact or might interact with the environment
<b>Environmental management system (according to ISO 14001)</b>	Part of the company's management system. The environmental management system includes the organization, planning activities, methods, procedures, processes and resources which are necessary for the development, implementation and fulfillment of the environmental policy, as well as for its evaluation and continued maintenance
<b>Environmental statement</b>	A document by which a company's sites certified under Regulation (EC) No. 1221/2009 communicate the activities performed, environmentally-relevant objectives, environment-related services, environmental impacts, etc. to the public on a regular basis
<b>EPI scrubbers</b>	Are exhaust air scrubbers for semiconductor manufacturing, which are used in the epitaxy process
<b>Epitaxy (EPI)</b>	Means the deposition of one layer on top of another, where the resulting layer takes on the crystal structure of the substrate
<b>ESH</b>	Environment, Safety & Health
<b>ESIA</b>	European Semiconductor Industry Association
<b>Front-end production</b>	Processing of wafers carried out in the clean room. The main processing steps include exposure, ion implantation and the application of metallization layers
<b>GaN</b>	Gallium nitride
<b>Green hydrogen</b>	Hydrogen is a colorless, odorless substance with the chemical symbol H <sub>2</sub> . It is the smallest and most abundant element in the universe and is found in fossil fuels such as natural gas and oil, as well as many minerals. <b>Gray hydrogen</b> is produced from natural gas using steam reforming; <b>green hydrogen</b> is produced using electrolysis and renewable energy.
<b>Hazardous material</b>	Materials or mixtures with one or more of the following hazardous properties: risk of explosion, oxidizing, highly or easily flammable, combustible, toxic, very toxic, detrimental to health, caustic, irritating, sensitizing, carcinogenic, toxic to reproduction, mutagenic or chronically harmful in some other way, pathogenic, hazardous to the environment
<b>IMPRES</b>	Infineon Integrated Management Program for Environment, Energy, Safety and Health
<b>ISO 14001:2015</b>	To support companies in establishing and expanding in-house environmental management systems, the International Organization for Standardization (ISO) developed the ISO 14001 standard, which is recognized worldwide. It was most recently updated in 2015. ISO 45001 replaces the Occupational Health and Safety Assessment Series (OHSAS 18001)
<b>ISO 50001:2018</b>	A globally recognized standard published by the International Organization for Standardization (ISO), which is intended to help organizations and companies establish comprehensive energy management systems; certification can also serve as proof that an energy management system complies with the standard
<b>IT</b>	Information Technology – comprises all the methods, concepts and technologies for the processing, storage, transmission and provision of access to information and data
<b>Legacy fab</b>	Existing production at the Infineon site in Villach, excluding the new chip factory completed in 2021
<b>LC or legal compliance</b>	Ensuring legal certainty


<b>Market-based accounting</b>	Market-based figures refer to the emission factors of the electricity supplier or an individual electricity product. This is in contrast to “location-based accounting”, where the figures refer to the average emission factors of the region or country where the electricity is consumed. Infineon Austria uses the market-based accounting approach for Scope 2 emission values. The purchase of certified green electricity, i.e. electricity from renewable sources, leads to an increase in demand. This demand is promoting investment in renewable energy.
<b>Matrix certification</b>	Certificate listing all units/sites of a company which have been certified by an assessor
<b>MSC</b>	Medical Service Center at Infineon
<b>NMP</b>	The solvent N-methyl-2-pyrrolidone
<b>One Virtual Fab</b>	Includes the digital networking of multiple production sites to form a production network.
<b>Other aqueous concentrates</b>	Predominantly aqueous concentrates that are treated in chemical/physical treatment plants, where the clean water is then discharged directly and indirectly into the water cycle.
<b>PFC</b>	Perfluorinated compounds
<b>PFD</b>	Infineon’s plant fire department in Villach
<b>PGMEA</b>	The solvent propylene glycol monomethyl ether acetate
<b>Production volume</b>	Produced wafer area in cm <sup>2</sup> silicon surface area
<b>Power semiconductors</b>	Are semiconductor components specially designed for switching and controlling high currents and voltages (more than 1 ampere and voltages of more than approx. 24 volts)
<b>Ramp-up</b>	Refers to the start-up phase of a new production facility or production line, during which the equipment and systems are adjusted and adapted to production volumes and series production.
<b>RBA</b>	Responsible Business Alliance – Infineon is a member of the RBA and is committed to the principles of the RBA Code of Conduct
<b>Rollout</b>	Refers to the replacement of equipment and production systems
<b>Scope 1, Scope 2, Scope 3</b>	The Green House Gas Protocol Corporate Standard categorizes the greenhouse gas emissions associated with a company’s carbon footprint. Scope 1 emissions are those directly caused by the company (e.g. PFCs). Scope 2 emissions are those caused indirectly by the company through purchased energy (e.g. district heating, electricity), and Scope 3 emissions are indirect emissions within the value chain.
<b>Semiconductor</b>	A crystalline material which displays electronic conductivity between that of “conductors” and “non-conductors”. A semiconductor’s electronic conductivity increases at higher temperatures. Some examples of semiconductors are silicon and germanium; the term is also used for integrated circuits made with these materials
<b>Seveso facilities</b>	Are facilities where hazardous substances are manufactured, processed, treated, used, or stored, such as refineries, petrochemical plants, or storage facilities for explosive substances. Implementation of the Seveso directives ensures a high level of protection for people and the environment in the handling of dangerous substances.
<b>Seveso III Directive</b>	EU Directive 2012/18/EU for the prevention of industrial accidents
<b>Si</b>	Silicon

<b>SiC</b>	Silicon-carbide
<b>State-of-the-art</b>	The development status of advanced procedures, facilities or modes of operation which ensures the practical suitability of a measure for the protection of health, safeguarding the employee and limiting environmental damage. When determining the state of the art, particular attention should be paid to comparable procedures, facilities and modes of operation that have been successfully tested in practical operations
<b>Thermal treatment</b>	Thermal treatment focuses on the generation and use of energy from defined substances or groups of substances. Infineon uses external disposal via waste incinerators with thermal energy recovery.
<b>Vendor performance review (VPR)</b>	Regular interaction with business partners regarding quality, purchasing and ES topics
<b>VOC (Volatile organic compounds)</b>	Refers to the group of volatile organic compounds. It includes gaseous and vaporous substances of organic origin in the air, such as hydrocarbons, alcohols, aldehydes and organic acids
<b>Wafers</b>	A disk made of a semiconductor material (e.g. silicon) with a diameter of up to 300 millimeters; in integrated circuit production, the wafer is sliced from a single crystal boule and serves as the carrier material for integrated circuits
<b>WBG – Wide bandgap power semiconductors</b>	WBG materials such as silicon carbide (SiC) and gallium nitride (GaN) are semi-conductors with a wide bandgap, which affects the energy conductivity. Due to the greater distance, WBG power semiconductors can operate at higher voltages, temperatures and frequencies.
<b>WCC</b>	Waste collection center
<b>WSC</b>	World Semiconductor Council
<b>YIP</b>	“Your Idea Pays”; internal company scheme for suggestions for improvement

## Measurement Units

<b>g, mg</b>	Grams, milligrams
<b>GJ</b>	Gigajoule
<b>GWh</b>	Gigawatt hours
<b>kg</b>	Kilograms
<b>kWh</b>	Kilowatt hours
<b>kWh/cm<sup>2</sup></b>	Kilowatt hour (consumption) per square centimeter (silicon surface area)
<b>l</b>	Liters
<b>l/cm<sup>2</sup></b>	Liters (consumption) per square centimeter (silicon surface area)
<b>m<sup>2</sup>, cm<sup>2</sup></b>	Square meter, square centimeter
<b>m<sup>3</sup></b>	Cubic meter
<b>mg/l</b>	Milligrams per liter
<b>MWh</b>	Megawatt-hours
<b>Nkm<sup>3</sup></b>	Standard cubic kilometer (1 Nkm <sup>3</sup> = 10 to the power of 9 Nm <sup>3</sup> )
<b>Nm<sup>3</sup></b>	Standard cubic meter
<b>nm</b>	Nanometer
<b>t</b>	Ton

## Declaration of validity



### Gültigkeitserklärung

Die ETA Umweltmanagement GmbH als akkreditierte EMAS-Umweltgutachterorganisation mit der Registernummer AT-V-0001 bestätigt, dass die Infineon Technologies Austria AG, mit dem Standort **Siemensstraße 2, A-9500 Villach** wie in dieser „Aktualisierten Umwelterklärung 2023“ dargestellt, alle Anforderungen der Verordnung (EG) Nr. 1221/2009 des Europäischen Parlaments und des Rates vom 25. November 2009 über die freiwillige Teilnahme von Organisationen an einem Gemeinschaftssystem für Umweltmanagement und Umweltbetriebsprüfung (EMAS) in der Fassung der Verordnung (EU) Nr. 1505/2017 und Nr. 2026/2018 erfüllt.


Es wird bestätigt, dass

- die Begutachtung und Validierung in voller Übereinstimmung mit den Anforderungen der Verordnung (EG) Nr. 1221/2009 in der Fassung der Verordnung (EU) Nr. 1505/2017 und Nr. 2026/2018 durchgeführt wurde,
- keine Belege für die Nichteinhaltung der geltenden Umweltvorschriften vorliegen,
- die Daten und Angaben der aktualisierten Umwelterklärung ein verlässliches, glaubhaftes und wahrheitsgetreues Bild sämtlicher Tätigkeiten der Organisation geben.


Die nächste konsolidierte Umwelterklärung wird im Jahr 2025 publiziert.  
Jährlich wird eine für gültig erklärte, aktualisierte Umwelterklärung veröffentlicht.

Diese Erklärung kann nicht mit einer EMAS-Registrierung gleichgesetzt werden.  
Die EMAS-Registrierung kann nur durch eine zuständige Stelle gemäß Verordnung (EG) Nr. 1221/2009 in der Fassung der Verordnung (EU) Nr. 1505/2017 und Nr. 2026/2018 erfolgen.  
Diese Erklärung darf nicht als eigenständige Grundlage für die Unterrichtung der Öffentlichkeit verwendet werden.

Wien, am 01.04.2024



Dr. Stefan GARA  
Leitender Umweltgutachter



Dipl.-Ing. Manfred MÜHLERGER  
Leitender Umweltgutachter

## Date of the Next Environmental Statement

The next Environmental Statement will be an updated Environmental Statement and will be published in May 2025.

# Contacts

## General information

Communications.austria@infineon.com

[www.infineon.com/austria](http://www.infineon.com/austria)

Tel.: +43 (0) 517 77-0

The following persons are available for further information on the topics of workplace safety, health protection, energy and environmental protection:

### Contact for Corporate Environmental Protection and Occupational Safety

– Natalie Kuchling  
Director Environment & Safety  
Email: natalie.kuchling@infineon.com

### Contact for Energy Management

– Josef Obiltschnig  
Energy Manager  
Email: josef.obiltschnig@infineon.com

### Managing director under trade law

– Thomas Steiner  
Senior Director Facility Management  
Email: Thomas.SteinerVIH@infineon.com

### Contact for Sustainability

– Matthias Felsberger  
Sustainability / Corporate Social  
Responsibility  
Email: matthias.felsberger@infineon.com

### Contact for Corporate Communications

– Birgit Rader-Brunner  
Communications & Public Policy  
Email: birgit.rader-brunner@infineon.com

## Publication Information

Issued by:

Infineon Technologies Austria AG in cooperation with

Infineon Technologies AG Corporate Sustainability & Continuity Planning

Responsible for the content: Natalie Kuchling, Matthias Felsberger, Birgit Rader-Brunner

Concept and design: denkstatt GmbH, Bernhard Kasper

Graphic design and layout: designation – Strategie | Kommunikation | Design

The Environmental Statement is accessible, inclusive and printed on environmentally-friendly paper.

No liability is accepted for typographical or layout errors.

RESPONSIBILITY FOR OUR SUSTAINABLE FUTURE

# We stand behind it



Special thanks go to all our employees who contribute to the future viability and sustainability of Infineon.

As representatives for so many, the photo shows **in the back row from left to right: Stefan Rainer** (Project Director), **Jürgen Gausterer** (Company Fire Brigade/Fire Safety Officer), **Karin Nagelseder-Köck** (Staff Engineer), **Matthias Felsberger** (Manager Sustainability & Corporate Social Responsibility), **Anna Steiner** (Director Facility Management Supply and Operations), **Michael Tarmastin** (Head of Infrastructure Planning Villach), **Natalie Kuchling** (Director Environment & Safety), **Josef Obiltschnig** (Manager Energy), **Josef Sticker** (Commander Company Fire Brigade/Fire Safety Officer)





**Middle row:** **Daniel Glanznig** (Senior Director Procurement), **Thomas Steiner** (Head of Facility Management and Managing Director under trade law at the Villach site), **Horst Mitterberger** (Director Real Estate Management), **Birgit Rader-Brunner** (Manager Communications & Public Policy), **Johann Lunner** (Senior Director Strategic Projects), **Monika Kowald** (Senior Manager Direct Production Support), **Michael Eder** (Director Real Estate Planning), **Christian Kandutsch** (Manager Vacuum Abatement)

**Front row:** **Florian Haas** (Senior Director Business Continuity & Compliance), **Richard Strauss** (Head of Occupational Safety), **Sabine Mory** (Manager Facility Engineering), **Michael Lamprecht** (Manager Electricity & Controls), **Josef Samonik** (Director Facility Management), **Rainer Czetina** (Principal Engineer Facility Systems)



Published by  
Infineon Technologies Austria AG  
9500 Villach, Austria

© 2024 Infineon Technologies Austria AG  
All Rights Reserved

Document number:  
B179-I0137-V10-7600-EU-EC-P  
Date: 05/2024



Stay connected!



[www.infineon.com/austria](http://www.infineon.com/austria)

